





2024 Dealer Workbook

TABLE OF CONTENTS

New Product Overview	4
Why Yakima	6
Cargo	8
Roof Racks	30
Bike	48
Truck	66
EXO	76
Water	84
Base Camp	96
Fish	104
Trailer	108
Snow	112
Dealer Support	116

2024 New Product Overview

STRENGTH FROM WITHIN

CARGO

- MOD™ HomeBase™
- MOD™ Topper™
- MOD™ GearCrate™
- MOD™ GearTote™
- MOD™ MicroTotes™
- MOD™ Work Space
- MOD™ Fridge Slide Mounting Kit
- MOD™ Stretch Net
- MOD™ Fit Kit 1
- MOD™ Riser Kit

ROOF RACK

- RibCage™ JK
- RibCage™ JL
- RuggedLine™ HD 4Runner
- RuggedLine™ HD Tacoma
- RuggedLine™ HD Track Mount
- RuggedLine™ HD Grand Cherokee
- RuggedLine™ HD RAM
- RuggedLine™ HD RAV4

BIKE

- OnRamp™ LX
- HighRoad™
- HighSpeed™

TRUCK

- OverHaul™ MOLLE Panel





Why Roam With Yakima

WE'VE BEEN AROUND THE BLOCK AND BACK

For 45 years, we've over-delivered on our promise of safety, support, and satisfaction. As the most trusted industry supplier, we consider our retail partners to be the cornerstone of our community. That's why we invest tons of time and energy into helping them with orders, inventory, training, merchandising, marketing, and add-ons. Keeping our end customers in mind, we deliver the best out-of-box experience across our complete product line. From stores to garage doors to all types of terrain, we've mastered the nuts and bolts of doing business without losing sight of the adventures that spark our spirit.



Strength from Within

HEAVY DUTY PRODUCT

At Yakima, we don't just talk about strength – we embody it. With 45 years of experience, our products are made tough, rugged, and able to handle anything that comes their way.

We engineer strength into products from the start, exceeding most industry testing standards, because we want it to outlast & outperform.

So go ahead, push our products to the limit – we stand behind it.

This is not an outward marketing ploy.
This is really who we are and what we do.
This is strength from within.



CARGO

CARRYING SOLUTIONS



NEW

MOD™ Drawer System

MODULAR IN-VEHICLE STORAGE SYSTEM OF DRAWERS AND ACCESSORIES

The MOD Drawer System is designed to maximize your storage space and keep all of your essentials within easy reach and organized. This modular system has the flexibility and customization to handle all of your needs. Whether storing tools, gear, or groceries the MOD System can handle it.



MOD™ HomeBase



MOD™ HomeBase with two Toppers





The Mechanics of MOD

Introducing the MOD Drawer System. A modular, lockable, internal space saving storage solution for your vehicle.



The Foundation

The MOD HomeBase is the building block to start your system.



Double up the Capacity

Add Toppers to your system (or even a second HomeBase if you prefer).



How It All Comes Together

Add GearCrates or GearTotes to the system if you want portability and easy in/out.



Full Functionality

Add in a host of accessories to complete the system including a drop in WorkSpace, MicroTotes, StretchNet, and Fridge Slide Mounting Kit.



MOD System Enhances Base Camp

With over 30 configurations, the MOD System is ready to be built and customized to work for your needs.

Choose from a range of accessories to create a storage solution that works for you. With the drawers and removable GearCrates and GearTotes, The MOD System is the ultimate way to keep your vehicle organized and efficient.



NEW

MOD™ HomeBase BASE UNIT OF DRAWER SYSTEM

HOMEBASE MD #8007465, HOMEBASE LG #8007466, HOMEBASE XL #8007467



COMPETITIVE EDGE

- ▶ Heavy duty drawer slides give the drawer a robust feel
- ▶ Internal drawer divider included with multiple mounting locations
- ▶ Built in attachment points for Toppers, GearCrates, GearTotes, and even another HomeBase
- ▶ Replaces the cargo space floor if only using a single HomeBase

INSTALLATION TECHNOLOGY

- ▶ Attach to the tie-downs in your cargo space
- ▶ No drilling or modification required

LOCKING

- ▶ Lockable with Yakima SKS Lock Cores (Cores sold separately)

ASSEMBLY

- ▶ Mostly assembled, just install feet

SIZES

- ▶ 3 sizes available based on your vehicle cargo space

DIMENSIONS

- ▶ MD = 36 x 24 x 9 in
- ▶ LG = 36 x 37 x 7 in
- ▶ XL = 45 x 37 x 7 in



▶ **Universal Fit:** HomeBase attaches to existing vehicle tie-down points.



▶ **Storage:** Locking storage drawer with 100lb load rating featuring internal multi-position bamboo divider.



▶ **Modularity:** HomeBase features built-in attachment points for adding a second level HomeBase or Toppers.



▶ **Construction:** Heavy duty powder-coated sheet metal drawer featuring bamboo top surface and boasting 250 lb. payload rating.

NEW

MOD™ Topper HALF-SIZE DRAWER ADD-ON

TOPPER MD #8007468, TOPPER LG #8007469, TOPPER XL #8007470



COMPETITIVE EDGE

- ▶ Strong metal construction will not rattle
- ▶ Bamboo top surface for a premium finish
- ▶ Heavy duty drawer slides give the drawer a robust feel
- ▶ Pairs well with a second Topper or MOD Totes

INSTALLATION TECHNOLOGY

- ▶ Quickly attaches to your MOD HomeBase system using Yakima torque limiting tool

LOCKING

- ▶ Lockable with Yakima SKS Lock Cores (Cores sold separately)

ASSEMBLY

- ▶ Fully assembled out of the box

SIZES

- ▶ 3 sizes available based on your vehicle cargo space

DIMENSIONS

- ▶ MD = 18 x 24 x 9 in
- ▶ LG = 18 x 37 x 9 in
- ▶ XL = 22.5 x 37 x 9 in



▶ **Quick Attach:** Toppers quickly and easily attach to HomeBase with spring-loaded bolts.



▶ **Storage:** Locking storage drawer with 50lb load rating and additional 2" of height to maximize gear space.



▶ **Expand:** Add up to two Toppers to your HomeBase for more gear space.



▶ **Modularity:** Mix and match Toppers with GearCrates or GearTotes for over 30 different MOD configurations.

MOD™ Drawer System Collection

Modular in-vehicle storage system of drawers and accessories.



NEW

MOD GearCrate PREMIUM TOTE WITH LID

MD #8007478, LG/XL #8007479

COMPETITIVE EDGE

- ▶ Quick attach system goes on and off in seconds
- ▶ Front and rear anchors keep the totes secured in place
- ▶ Included thermoformed lid with built in tie down points
- ▶ Use multiple stackable crates to keep gear organized and ready for any adventure
- ▶ Includes a removable divider with hook and loop attachment

DIMENSIONS

- ▶ MD - 20" x 16" x 12"
- ▶ LG/XL - 34" x 16" x 12"



NEW

MOD GearTote BASIC SOFT TOTE

MD #8007480, LG/XL #8007481

COMPETITIVE EDGE

- ▶ Quick attach system goes on and off in seconds
- ▶ Front and rear anchors keep the totes secured in place
- ▶ Totes fold flat for easy storage when not in use
- ▶ Includes a removable divider with hook and loop attachment

DIMENSIONS

- ▶ MD - 20" x 16" x 10"
- ▶ LG/XL - 34" x 16" x 10"



NEW

MOD MicroTotes DRAWER ORGANIZATION CUBES

#8007498

COMPETITIVE EDGE

- ▶ 3 Large and 3 Small cubes
- ▶ Neatly divide the space of your MOD drawers
- ▶ Keeps small items organized and easy to find
- ▶ Add additional MicroTotes to fully compartmentalize the larger MOD drawer sizes
- ▶ Collapsible for easy storage

DIMENSIONS

- ▶ SM - 4.3" x 6.7" x 3.9"
- ▶ LG - 10.6" x 6.7" x 3.9"



MOD™ Drawer System Collection

Modular in-vehicle storage system of drawers and accessories.



NEW

MOD Work Space DROP IN TABLE TOP FOR HOMEBASE DRAWER

MD/LG #8007474, XL #8007475

COMPETITIVE EDGE

- ▶ Drops in and nests in the top of the MOD HomeBase drawer while still being able to open and close the drawer
- ▶ Smooth bamboo finish
- ▶ Slide the workspace forward and back for access to drawer contents

SIZES

- ▶ Work Space MD/LG fits MD and LG HomeBase
- ▶ Work Space XL fits HomeBase XL



NEW

MOD Fridge Slide Mounting Kit MOUNTING BRACKET FOR DOMETIC FRIDGE SLIDES

#8007476

COMPETITIVE EDGE

- ▶ Fridge Slide Mounting Kit adapts Dometic Fridge Slides (sold separately) to the top of the MOD LG and XL HomeBase
- ▶ Can be paired next to a MOD Topper (on XL only)



NEW

MOD Stretch Net CARGO NET FOR MOD SYSTEM

Stretch net adapts to keep items from sliding around on top of your MOD system.
#8007477

NEW

MOD Fit Kit 1 ATTACHMENT KIT FOR SELECT VEHICLES

Replaces factory hardware to strengthen existing tie down points.
#8007472

NEW

MOD Riser Kit ADDS EXTRA HEIGHT TO MOD HOMEBASE

Allows the drawer to clear hatch openings or to add storage underneath the HomeBase.
#8007471

SkyBox™ NX Collection

MODERN CARGO BOX FOR ALL

SKYBOX NX 16 #8007369, SKYBOX NX 18 #8007370



INSTALLATION TECHNOLOGY:

- ▶ Removable torque limiting knob with audible installation guide
- ▶ Installs easily with universal fitting rubber-coated metal claw

GEAR PROTECTION

- ▶ Keeps gear out of the elements and out-of-view

COMPETITIVE EDGE

- ▶ Market-leading hatch clearance
- ▶ Installation with easy to use, removable Torque knob allows for flattened interior for maximum usable space
- ▶ Modern aesthetics combine with NX nano-texture on lid and base for the best look in the biz

ROOF RACK COMPATIBILITY

- ▶ Universal roof rack attachment

CONSUMER

- ▶ Core Outdoor
- ▶ Ramblin' Family
- ▶ General Travel

LOCKING & ACCESSIBILITY

- ▶ 2 SKS Locks, one on each side

WEIGHT LIMIT

- ▶ 165-lbs (cargo box + contents)

AVAILABILITY

- ▶ 16-Cubic Feet
- ▶ 18-Cubic Feet



▶ Full metal handle makes opening the box a breeze and strong indicator lets you know when the lid is not fully closed.



▶ Market-leading hatch clearance.



▶ Flat interior surface maximizes capacity.



▶ All new lid structure designed for stiffness and storage capacity.



SkyBox™ NX Collection

Modern cargo box for all.



SkyBox NX 16

MODERN CARGO BOX FOR ALL

#8007387

BEST USE CASE

- ▶ Weekend trips to the beach, cabin, or the mountain for 2-3 people and Fido.

DIMENSIONS

- ▶ 75.5" x 35" x 16"
- ▶ 192cm X 89cm X 40cm

CAPACITY

- ▶ 16 Cubic Feet

MAX SKI LENGTH

- ▶ 175cm

CONSUMER:

- ▶ Core Outdoor
- ▶ Ramblin' Family
- ▶ General Travel



SkyBox NX 18

MODERN CARGO BOX FOR ALL

#8007388

BEST USE CASE

- ▶ Family road tripping and multi-destination camping trips for 3-4 people.

DIMENSIONS

- ▶ 84" X 36" X 16.5"
- ▶ 213cm X 91cm X 42cm

CAPACITY

- ▶ 18 Cubic Feet

MAX SKI LENGTH

- ▶ 195cm

CONSUMER:

- ▶ Core Outdoor
- ▶ Active Family
- ▶ General Travel



SkyBox NX 16 Cargo Liner

CARGO ACCESSORY

Molded cargo box floor liner for added gear protection and makes for easy cleanup.

#8007505



SkyBox NX 18 Cargo Liner

CARGO ACCESSORY

Molded cargo box floor liner for added gear protection and makes for easy cleanup.

#8007506



SmarT-Slot Kit 6

CARGO BOX T-SLOT KIT

T-Slot adapter for SkyBox NX, GrandTour and CBX cargo boxes.

#8007504

CBX™ Collection
PREMIUM RUGGED CARGO BOX FAMILY
 CBX 16 #8007387, CBX SOLAR #8007388, CBX 18 #8007389



- INSTALLATION TECHNOLOGY:**
- ▶ Removable torque tool with audible installation guide
 - ▶ Installs easily with universal fitting rubber-coated metal claw

- GEAR PROTECTION**
- ▶ Keeps gear out of the elements and out-of-view

- COMPETITIVE EDGE**
- ▶ Market-leading hatch clearance
 - ▶ Installation with easy to use, removable Torque knob allows for flattened interior for maximum usable space
 - ▶ Angular appearance and futuristic product finish
 - ▶ Newly designed handle mechanism mimics vehicle style handles
 - ▶ Dual-sided opening

- ROOF RACK COMPATIBILITY**
- ▶ Universal roof rack attachment

- LOCKING & ACCESSIBILITY**
- ▶ 2 SKS Locks, one on each side

- WEIGHT LIMIT**
- ▶ 165-lbs (cargo box + contents)

- CONSUMER**
- ▶ Overland Enthusiast
 - ▶ Core Outdoor
 - ▶ Traditional Outdoorsman

- AVAILABILITY**
- ▶ 16-Cubic Feet
 - ▶ 16-Cubic Feet with integrated Solar Panel
 - ▶ 18-Cubic Feet



Installs easily with universal fitting rubber-coated metal claw.



Sleek, intuitive metal handle locks your gear inside.



Torque tool is thoughtfully designed with audible clicks when fully installed. Stows away in a dedicated interior socket.



The removable torque tool allows for a flat interior surface making loading easier and maximizes capacity.

CBX™ Collection
 Premium rugged cargo box family.



CBX 16
PREMIUM RUGGED CARGO BOX
 #8007387

- BEST USE CASE**
- ▶ Weekend trips to the beach, cabin, or the mountain for 2-3 people and Fido.

- DIMENSIONS**
- ▶ 83" X 38" X 15"
 - ▶ 211cm X 96.5cm X 38cm

- CAPACITY**
- ▶ 16 Cubic Feet

- MAX SKI LENGTH**
- ▶ 185cm

- CONSUMER:**
- ▶ Core Outdoor
 - ▶ Traditional Outdoorsman



36W/5-VOLT OUTPUT



CBX SOLAR
PREMIUM RUGGED, SOLAR CARGO BOX
 #8007388

- BEST USE CASE**
- ▶ Sustained trips off the grid; into the desert or multi-destination camping trips.

- DIMENSIONS**
- ▶ 83" X 38" X 15"
 - ▶ 211cm X 96.5cm X 38cm

- CAPACITY**
- ▶ 16 Cubic Feet

- MAX SKI LENGTH**
- ▶ 185cm

- CONSUMER:**
- ▶ Core Outdoor
 - ▶ Overland Enthusiast



CBX 18
PREMIUM RUGGED CARGO BOX
 #8007389

- BEST USE CASE**
- ▶ Big trips for big families or expedition parties. Has the ability to haul lots of skis, boards, or gear of all sorts.

- DIMENSIONS**
- ▶ 91" X 38" X 16"
 - ▶ 231cm X 96.5cm X 40.6cm

- CAPACITY**
- ▶ 18 Cubic Feet

- MAX SKI LENGTH**
- ▶ 210cm

- CONSUMER:**
- ▶ Core Outdoor
 - ▶ Long-distance / multi-day adventurer

CBX™ SOLAR
PREMIUM RUGGED, SOLAR 16 CU. FT. CARGO BOX
 #8007388



36W/5-VOLT
 OUTPUT

Packed with the tough new features of the CBX family, the CBX Solar allows the user to go above, beyond, and further with the integrated solar panel.

SOLAR PANEL

MANUFACTURER



CONNECTIVITY

▶ 2 USB-A ports

BATTERY

▶ Not Included

WATTS

▶ 53

VOLTS

▶ 9.5

LIGHTWEIGHT
 75% lighter than C-SI panels

THIN
 95% Thinner than C-SI panels

FLEXIBLE
 The .127mm stainless steel substrate allows for curvature.

DURABLE
 Impervious to high impact, heat, wind & cold. Will not crack.




▶ Charge just about anything with a USB port: batteries, media devices, or lanterns and headlamps.



▶ Interior converter features two USB-A ports for charging devices.



▶ Blue Chrome Solar signifying badging is paired with an all black chrome Yakima badge.



▶ The rugged solar panel is designed and tested to withstand road travel and is bonded directly to the cargo box lid.



GrandTour™ Collection PREMIUM CARGO BOX FAMILY

GRANDTOUR 16 #8007394, GRANDTOUR 18 #8007395,
GRANDTOUR LO #8007398



INSTALLATION TECHNOLOGY

- ▶ Removable torque tool with audible installation guide
- ▶ Installs easily with universal fitting rubber-coated metal claw

GEAR PROTECTION

- ▶ Keeps gear out of the elements and out-of-view

COMPETITIVE EDGE

- ▶ Market-leading hatch clearance
- ▶ Upgraded installation with easy to use, removable torque knob allows for flattened interior for maximum usable space
- ▶ High-end automotive finish and chrome badging
- ▶ Metal SuperLatch™ entry handle

ROOF RACK COMPATIBILITY

- ▶ Universal roof rack attachment

LOCKING & ACCESSIBILITY

- ▶ 2 SKS Locks on either side

WEIGHT LIMIT

- ▶ 165-lbs (cargo box + contents)

CONSUMER

- ▶ Core Outdoor
- ▶ General Traveler who seeks a high-end aesthetic

AVAILABILITY

- ▶ 16-Cubic Feet
- ▶ 18-Cubic Feet
- ▶ 15-Cubic Feet, Low Profile



▶ Rubber-coated metal clamp secures box to the roof racks crossbars with the simple twist of the torque tool.



▶ Torque tool is thoughtfully designed with audible clicks when fully installed. Stows away in a dedicated interior socket.



▶ SuperLatch™ metal handle with integrated locks are tried and true and easy to use.



▶ The removable torque tool allows for a flat interior surface making loading easier and maximizes capacity.

GrandTour™ Collection Premium cargo box family.



GrandTour 16 PREMIUM CARGO BOX #8007394

BEST USE CASE

Weekend trips to the beach or the mountains with skis, boards, and duffel bags in tow.

DIMENSIONS

- ▶ 79" x 35" x 18"
- ▶ 200 x 88 x 45cm

CAPACITY

- ▶ 16 Cubic Feet

MAX SKI LENGTH

- ▶ 185cm

CONSUMER

- ▶ Core Outdoor
- ▶ General Travel who seeks high end aesthetic
- ▶ Families



GrandTour 18 PREMIUM CARGO BOX #8007395

BEST USE CASE

Longer trips with the entire family and then some. Great for everything from luggage to bulky sporting equipment.

DIMENSIONS

- ▶ 91" x 37" x 17"
- ▶ 231 x 94 x 43cm

CAPACITY

- ▶ 18 Cubic Feet

MAX SKI LENGTH

- ▶ 215cm

CONSUMER

- ▶ Core Outdoor
- ▶ General Travel who seeks high end aesthetic
- ▶ Families



GrandTour Lo PREMIUM LOW PROFILE CARGO BOX #8007398

BEST USE CASE

Allows for a sleek look with the ability to pull into low clearances. Think high-end ski resort with valet and parking garages.

DIMENSIONS

- ▶ 91" x 37" x 10"
- ▶ 231cm x 94cm x 25cm

CAPACITY

- ▶ 15 Cubic Feet

MAX SKI LENGTH

- ▶ 215cm

CONSUMER

- ▶ Core Outdoor / Avid Resort Skier or Snowboarder

SkyBox™ Collection
UTILITY ROOFTOP CARGO BOX FAMILY
 SKYBOX 12 #8007334, SKYBOX 21 #8007337



INSTALLATION TECHNOLOGY

- ▶ Tool-Free cam-levers

GEAR PROTECTION

- ▶ Keeps gear out of the elements and out-of-view

COMPETITIVE EDGE

- ▶ Industry-leading cargo box option at competitive price-point
- ▶ Metal SuperLatch™ entry handle
- ▶ Interior lid stiffeners
- ▶ Dual-sided opening

ROOF RACK COMPATIBILITY

- ▶ Universal roof rack attachment

LOCKING & ACCESSIBILITY

- ▶ 2 SKS Locks on either side

WEIGHT LIMIT

- ▶ 165-lbs (cargo box + contents)

CONSUMER

- ▶ Core outdoor
- ▶ Traditional Outdoorsman
- ▶ Active outdoor families

AVAILABILITY

- ▶ 12-Cubic Feet
- ▶ 21-Cubic Feet



▶ SuperLatch™ metal handle with integrated locks are tried and true and easy to use.



▶ Stiff lid features a dual-sided opening for access on either side of the vehicle.



▶ The SkyBox's unique Carbonite finish utilizes the "golf ball" theory for aerodynamics and efficiencies.



▶ Tool-free installation clamp hugs any roof rack crossbar safely and securely.

SkyBox™ Collection
 Utility rooftop cargo box family.



SkyBox 12
UTILITY ROOFTOP CARGO BOX
 #8007334

BEST USE CASE

Long gear such as skis and boards. Leaves space on the roof for other gear mounts.

DIMENSIONS

- ▶ 92" x 24" x 16"
- ▶ 234 x 61 x 41cm

CAPACITY

- ▶ 12 Cubic Feet

MAX SKI LENGTH

- ▶ 215cm

CONSUMER

- ▶ Core Outdoor - multi sport
- ▶ Skier or Snowboarder



SkyBox 21
UTILITY ROOFTOP CARGO BOX
 #8007337

BEST USE CASE

Just about anything the user can throw at it and then some. Lots of stuff for multiple people.

DIMENSIONS

- ▶ 92" x 36" x 18"
- ▶ 234 x 91 x 46cm

CAPACITY


- ▶ 21 Cubic Feet

MAX SKI LENGTH

- ▶ 215cm

CONSUMER

- ▶ Core Outdoor
- ▶ Families



RocketBox™ Pro 14
PRICE-POINT ROOFTOP CARGO BOX
 ROCKETBOX PRO 14 #8007192



INSTALLATION TECHNOLOGY

- ▶ Tool-free twist knob

GEAR PROTECTION

- ▶ Keeps gear out of the elements and out-of-view

COMPETITIVE EDGE

- ▶ Dual-sided opening at an entry-level price point

ROOF RACK COMPATIBILITY

- ▶ Universal roof rack attachment

CAPACITY

- ▶ 14 Cubic Feet

LOCKING & ACCESSIBILITY

- ▶ 2 SKS Locks on either side

DIMENSIONS

- ▶ 74" x 33" x 16"
- ▶ 188 x 84 x 40cm

WEIGHT LIMIT

- ▶ 165-lbs (cargo box + contents)

MAX SKI LENGTH

- ▶ 170cm

CONSUMER

- ▶ Entry-level cargo box consumer with budget restrictions
- ▶ Outdoor Millennial
- ▶ General Travel / Family that likes to get outside



▶ Easy to use push button opening with integrated SKS locks on either side of the boxes.



▶ Features a dual-sided opening for access on either side of the vehicle.



▶ Universal clamping hardware fits just about every crossbar style.



▶ Hauls 14 cubic feet of gear.

OffGrid™ Basket Collection
PREMIUM ROOFTOP CARGO BASKET
 OFFGRID MD #8007138, OFFGRID LG #8007139



INSTALLATION TECHNOLOGY

- ▶ Tool-free and intuitive BandClamp™

COMPETITIVE EDGE

- ▶ Rugged and stylish; The BandClamp hardware hugs the basket seamlessly to the roof rack creating a streamlined connection

ROOF RACK COMPATIBILITY

- ▶ Universal roof rack attachment

CONSUMER

- ▶ Traditional Outdoorsman
- ▶ General Travel who wants a stylish and rugged look

LOCKING

- ▶ Accepts 4 SKS locks (sold separately)

AVAILABILITY

- ▶ Medium #8007138
- ▶ Large #8007139

WEIGHT LIMIT

- ▶ 165-lbs (cargo box + contents)

BEST USE CASE

Rigid gear bins and duffel bags



▶ The BandClamp™ roof rack attachment creates a snug and streamline connection between the roof rack and basket.



▶ Great for hard-sided bins as well as weather-resistant duffels; secured down by Stretch net accessory.



OffGrid Medium



OffGrid Large

DIMENSIONS

- OffGrid MD - 40"W X 44"L X 7"H
- OffGrid LG - 49"W X 53"L X 7"H

Warrior Basket Collection UTILITY ROOFTOP CARGO BASKET

SKINNYWARRIOR #8007014, LOADWARRIOR #8007070,
MEGAWARRIOR #8007080



INSTALLATION TECHNOLOGY

- ▶ Tool-free knob and clamp system

COMPETITIVE EDGE

- ▶ Powder-coated steel construction lasts a lifetime
- ▶ Classic basket look

ROOF RACK COMPATIBILITY

- ▶ Universal roof rack attachment

LOCKING

- ▶ Add Locking Bracket (sold separately) #8007064

WEIGHT LIMIT

- ▶ 165-lbs (basket + gear)

BEST USE CASE

- ▶ Rigid gear bins and duffel bags

CONSUMER

- ▶ Traditional Outdoorsman
- ▶ Core Outdoor
- ▶ General Travel Consumer who wants a rugged look

AVAILABILITY

- ▶ SkinnyWarrior #8007014
- ▶ LoadWarrior #8007070
- ▶ MegaWarrior #8007080



The tool-free knob clamp attachment system ensures a tight fit to the roof rack.



Warrior basket design allows the user to attach other gear mounts to the basket like a FrontLoader bike mount.



SkinnyWarrior



LoadWarrior



MegaWarrior

DIMENSIONS

SkinnyWarrior - 23"W X 58"L X 6.5"H
LoadWarrior - 39"W X 44"L X 6.5"H
MegaWarrior - 48"W X 52"L X 6.5"H



OffGrid™ Accessories

Cargo basket accessories.



OffGrid Extensions INCREASES BASKET CAPACITY

OffGrid MD Extension #8007108
OffGrid LG Extension #8007109



SmarT-Slot Kit 3 T-SLOT MOUNTING ADAPTER

Same part number accessory for OffGrid & DoubleHaul™. #8007356



SKS Lock 4 Pack LOCKS BASKET TO ROOF RACK

OffGrid MD and LG allow for the addition of SKS lock cores. #8007204 4-PACK



Warrior™ Accessories

Cargo basket accessories.



Hi-Lift Jack Carrier ATTACHMENT FOR WARRIOR BASKETS

Carries one HiLift jack on any of the Yakima® Warrior baskets. #8007077



Axe/Shovel Bracket CARRIES ONE AXE OR SHOVEL

Attaches to the side of any Warrior basket and carries 1 paddle, shovel, or similar item. #8007078



Locking Bracket WARRIOR BASKET SECURITY

Attaches to mounting brackets and locks them in place with SKS locking system. #8007064



Warrior Extensions INCREASES BASKET CAPACITY

LOADWARRIOR EXT. #8007074
MEGAWARRIOR EXT. #8007082
SKINNYWARRIOR EXT. #8007016



Light Mounting Bracket HARDWARE FOR MOUNTING LIGHTS

Creates a mounting point on any Warrior basket for customers' own lights. #8007075



Works on OffGrid and Warrior Series



Stretch Cargo Nets KEEPS GEAR IN THE BASKET

SkinnyWarrior Stretch Net #8007018
Stretch Net MD #8007072 (OffGrid MD & LoadWarrior)
Stretch Net LG #8007081 (OffGrid LG & MegaWarrior)



Spare Tire Carrier CARRIES ONE TIRE IN THE BASKET

#8007076



PRO TIP

Baskets have multi-seasonal use. Make sure your customer knows that they can attach other gear mounts to the basket. Such as FatCat EVO for skis and boards, or roof-top bike and boat mounts.



ROOF RACK

EXPLORATION SOLUTIONS



NEW

RibCage™

CUSTOM ROOFTOP TRACK SYSTEM WITH INTERNAL SUPPORTS

The Yakima RibCage gives your Wrangler's hardtop the support to carry all your gear. Roof top tent - check; platform with all your recovery gear - check. This high-capacity track system, with its internal support structure, allows you to carry with confidence so you can spend the day wheeling and not worrying. After all, it's about getting out, breathing that fresh air and swapping stories with your friends, both new and old.



NEW

RuggedLine™ HD

HEAVY DUTY PLATFORM-TO-VEHICLE MOUNTING SYSTEM

Yakima RuggedLine HD is a premium heavy duty mounting system for Yakima LockNLoad Platforms. Custom designed for each vehicle, the powder coated steel structure has been styled and engineered for ultimate reliability to not only tackle your next off road excursion but to look good doing it!



NEW

RibCage™ JK CUSTOM ROOFTOP TRACK SYSTEM WITH INTERNAL SUPPORTS FOR JEEP WRANGLER HARDTOPS JK 4-DOOR, 2007-2017

#8001051



INSTALLATION TECHNOLOGY

- ▶ Internal supports attach to the roll cage for maximum lateral stability of the composite roof
- ▶ Minimal footprint will not intrude on passenger or cargo space
- ▶ Freedom panels are removable while system is in full use
- ▶ After RibCage installation, hardtop remains fully and easily removable

COMPETITIVE EDGE

- ▶ Off-road, dynamic weight rating - up to 300lbs*
- ▶ Static weight rating - up to 825lbs*
- ▶ Allows for adjustable crossbar spreads, perfect for 2 and 3 bar systems

INSTALL

- ▶ Permanent custom install of tracks

BEST USE CASE

- ▶ Off-road recovery gear
- ▶ Rooftop tent foundation

COMPLETE THE SYSTEM

- ▶ Yakima SkyLine Tower and LandingPad 26 with crossbars or LockNLoad platform of your choice
- ▶ Yakima TrackTower with crossbars or LockNLoad platform of your choice
- ▶ Yakima RuggedLine HD Track with LockNLoad Platform

CONSUMER

- ▶ Jeep overland/Off-road
- ▶ Rugged Adventurer

*When paired with 3 crossbar (JetStream, HD bar or 6 Tower LockNLoad systems)



Fully Tested and Off-road rated up to a 330lb dynamic load rating and a 825lb static load rating.



The internal supports attach to the roll cage ensuring lateral stability for maximum strength.



48" HD Track sections allows for variable crossbar spreads to support 2 or 3 bar or multiple tower LockNLoad platform setups.



Rooftop Tent compatible.

NEW

RibCage™ JL CUSTOM ROOFTOP TRACK SYSTEM WITH INTERNAL SUPPORTS FOR JEEP WRANGLER HARDTOPS JL 4-DOOR, 2018+

#8001052



INSTALLATION TECHNOLOGY

- ▶ Internal supports attach to the roll cage for maximum lateral stability of the composite roof
- ▶ Minimal footprint will not intrude on passenger or cargo space
- ▶ Freedom panels are removable while system is in full use
- ▶ After RibCage installation, hardtop remains fully and easily removable

COMPETITIVE EDGE

- ▶ Off-road, dynamic weight rating - up to 300lbs*
- ▶ Static weight rating - up to 825lbs*
- ▶ Allows for adjustable crossbar spreads, perfect for 2 and 3 bar systems

INSTALL

- ▶ Permanent custom install of tracks

BEST USE CASE

- ▶ Off-road recovery gear
- ▶ Rooftop tent foundation

COMPLETE THE SYSTEM

- ▶ Yakima SkyLine Tower and LandingPad 26 with crossbars or LockNLoad platform of your choice
- ▶ Yakima TrackTower with crossbars or LockNLoad platform of your choice
- ▶ Yakima RuggedLine HD Track with LockNLoad Platform

CONSUMER

- ▶ Jeep overland/Off-road
- ▶ Rugged Adventurer

*When paired with 3 crossbar (JetStream, HD bar or 6 Tower LockNLoad systems)



Fully Tested and Off-road rated up to a 330lb dynamic load rating and a 825lb static load rating.



The internal supports attach to the roll cage ensuring lateral stability for maximum strength.



48" HD Track sections allows for variable crossbar spreads to support 2 or 3 bar or multiple tower LockNLoad platform setups.



Rooftop Tent compatible.

RuggedLine™ HD Collection

Heavy Duty Platform-to-Vehicle Mounting System



NEW

RuggedLine HD 4Runner

HEAVY DUTY PLATFORM-TO-VEHICLE MOUNTING SYSTEM FOR 5TH GENERATION 4RUNNER

#8005065

FEATURES

- ▶ Built-in M6 Compatible Accessory Slots
- ▶ Metal Fairing ensuring a quiet ride

MATERIAL

- ▶ Engineered steel structure and powder coat finish for long lasting strength and durability

WEIGHT LIMIT

- ▶ Tested and certified up to a 330 lb dynamic off-road load rating

LOCKNLOAD COMPATIBILITY

- ▶ For use with LockNLoad Platform Size E (49x84)

INSTALL

- ▶ Custom Install: Removal of the Toyota factory rails required, RuggedLine HD attaches to factory mounting points and custom installed points for extra strength

CONSUMER

- ▶ Core Outdoor
- ▶ Overland/Offroad
- ▶ Rugged Adventurer



NEW

RuggedLine HD Tacoma

HEAVY DUTY PLATFORM-TO-VEHICLE MOUNTING SYSTEM FOR 3RD GENERATION TACOMA DOUBLE CAB

#8005066

FEATURES

- ▶ Built-in M6 Compatible Accessory Slots
- ▶ Metal Fairing ensuring a quiet ride

MATERIAL

- ▶ Engineered steel structure and powder coat finish for long lasting strength and durability

WEIGHT LIMIT

- ▶ Tested and certified up to a 220 lb dynamic off-road load rating

LOCKNLOAD COMPATIBILITY

- ▶ For use with LockNLoad Platform Size K (49x55)

INSTALL

- ▶ Attaches to Toyota factory mounting points for reliable strength, no drilling required.

CONSUMER

- ▶ Core Outdoor
- ▶ Overland/Offroad
- ▶ Rugged Adventurer



NEW

RuggedLine HD Track Mount

HEAVY DUTY PLATFORM-TO-VEHICLE MOUNTING SYSTEM

#8005067

FEATURES

- ▶ Built-in M6 Compatible Accessory Slots

MATERIAL

- ▶ Engineered steel structure and powder coat finish for long lasting strength and durability

WEIGHT LIMIT

- ▶ Tested and certified up to a 330 lb dynamic off-road load rating

LOCKNLOAD COMPATIBILITY

- ▶ Works with various LockNLoad Platform sizes, depending on vehicle

INSTALL

- ▶ Attaches to Yakima HD and Classic Tracks, including Jeep RibCage, and some factory tracks

CONSUMER

- ▶ Core Outdoor
- ▶ Overland/Offroad
- ▶ Rugged Adventurer

RuggedLine™ HD Collection

Heavy Duty Platform-to-Vehicle Mounting System



NEW

RuggedLine HD Grand Cherokee

HEAVY DUTY PLATFORM-TO-VEHICLE MOUNTING SYSTEM FOR 4TH GENERATION GRAND CHEROKEE WITH METAL TRACKS

#8005068

FEATURES

- ▶ Built-in M6 Compatible Accessory Slots
- ▶ Metal Fairing ensuring a quiet ride

MATERIAL

- ▶ Engineered steel structure and powder coat finish for long lasting strength and durability

WEIGHT LIMIT

- ▶ Tested and certified up to a 220 lb dynamic off-road load rating

LOCKNLOAD COMPATIBILITY

- ▶ For use with LockNLoad Platform Size K (49x55)

INSTALL

- ▶ Removal of the Jeep factory rails required, RuggedLine HD attaches to factory mounting points for reliable strength, no drilling required

CONSUMER

- ▶ Core Outdoor
- ▶ Overland/Offroad
- ▶ Rugged Adventurer



NEW

RuggedLine HD RAM

HEAVY DUTY PLATFORM-TO-VEHICLE MOUNTING SYSTEM FOR 4TH GENERATION DODGE/RAM CREW CAB 1500

#8005069

FEATURES

- ▶ Built-in M6 Compatible Accessory Slots
- ▶ Metal Fairing ensuring a quiet ride

MATERIAL

- ▶ Engineered steel structure and powder coat finish for long lasting strength and durability

WEIGHT LIMIT

- ▶ Tested and certified up to a 220 lb dynamic off-road load rating

LOCKNLOAD COMPATIBILITY

- ▶ For use with LockNLoad Platform Size B (55x60)

INSTALL

- ▶ Custom Install: Attaches to the roof with custom installed mounting points

CONSUMER

- ▶ Core Outdoor
- ▶ Overland/Offroad
- ▶ Rugged Adventurer



NEW

RuggedLine HD RAV4

HEAVY DUTY PLATFORM-TO-VEHICLE MOUNTING SYSTEM FOR 5TH GENERATION RAV4

#8005070

FEATURES

- ▶ Built-in M6 Compatible Accessory Slots
- ▶ Metal Fairing ensuring a quiet ride

MATERIAL

- ▶ Engineered steel structure and powder coat finish for long lasting strength and durability

WEIGHT LIMIT

- ▶ Tested and certified up to a 220 lb dynamic off-road load rating

LOCKNLOAD COMPATIBILITY

- ▶ For use with LockNLoad Platform Size K (49x55)

INSTALL

- ▶ Custom Install: Removal of the Toyota factory rails Required, RuggedLine HD attaches to factory mounting points and custom installed points for extra strength

CONSUMER

- ▶ Core Outdoor
- ▶ Overland/Offroad
- ▶ Rugged Adventurer



StreamLine FX System

Integrated towers and crossbars deliver a clean, connected look.



BaseLine™ FX NAKED ROOF

#VARIES

INSTALLATION HARDWARE

- ▶ BaseClips™ - vehicle specific
#VARIES

COMPETITIVE EDGE

- ▶ Pitch and tow adjustments to mimic the curvature of a vehicle's roof
- ▶ Aluminum construction and T-Slot infill allows for t-slot gear mounts

LOCKING

- ▶ Accept 1 SKS lock per tower (sold separately)

WEIGHT LIMIT

- ▶ 165-lbs (depending on vehicle roof limit)

VEHICLE ROOF TYPE

- ▶ Naked roof



SkyLine™ FX FLUSH SIDE RAILS

#VARIES

INSTALLATION HARDWARE

- ▶ Landing Pad - vehicle specific
sold separately. #VARIES

COMPETITIVE EDGE

- ▶ Pitch and tow adjustments to mimic the curvature of a vehicle's roof
- ▶ Aluminum construction and T-Slot infill allows for t-slot gear mounts

LOCKING

- ▶ Accept 1 SKS lock per tower (sold separately)

WEIGHT LIMIT

- ▶ 165-lbs (depending on vehicle roof limit)

VEHICLE ROOF TYPE

- ▶ Factory fixed points
- ▶ Track installations
- ▶ Custom installed roof racks



TimberLine™ FX RAISED SIDE RAILS

#VARIES

INSTALLATION HARDWARE

- ▶ None required

COMPETITIVE EDGE

- ▶ No extra hardware; the rubber coated metal clip hooks under the rail securely
- ▶ Aluminum construction and T-Slot infill allows for t-slot gear mounts

LOCKING

- ▶ Accept 1 SKS lock per tower (sold separately)

WEIGHT LIMIT

- ▶ 165-lbs (depending on vehicle roof limit)

VEHICLE ROOF TYPE

- ▶ Raised side rails



SightLine™ FX FLUSH-MOUNTED SIDE RAILS

#VARIES

INSTALLATION HARDWARE

- ▶ SightClips™ - vehicle specific
sold separately. #VARIES

COMPETITIVE EDGE

- ▶ Once installed, the entire rack is easy to remove and reattach tool-free
- ▶ Aluminum construction and T-Slot infill allows for t-slot gear mounts

LOCKING

- ▶ Accept 1 SKS lock per tower (sold separately)

WEIGHT LIMIT

- ▶ 165-lbs (depending on vehicle roof limit)

VEHICLE ROOF TYPE

- ▶ Flush side rails



StreamLine™ System Roof Rack Towers

Matte finish on the tower covers and tone-on-tone black logos.



BaseLine™ Towers NAKED ROOF TOWER

2-PACK #8000183, 4-PACK #8000162

INSTALLATION HARDWARE

- ▶ BaseClips™ - vehicle specific
sold separately. #VARIES

CROSSBAR COMPATIBILITY

- ▶ All Yakima® crossbars
HD Bar and RoundBar® require adapter

COMPETITIVE EDGE

- ▶ Pitch and tow adjustments to mimic the curvature of a vehicle's roof

LOCKING

- ▶ Accept 1 SKS lock per tower (sold separately)

WEIGHT LIMIT

- ▶ 165-lbs (depending on vehicle roof limit)

VEHICLE ROOF TYPE

- ▶ Naked roof



SkyLine™ Towers TRACKS OR FIXED POINT TOWER

2-PACK #8000184, 4-PACK #8000163

INSTALLATION HARDWARE

- ▶ Landing Pad - vehicle specific
sold separately. #VARIES

CROSSBAR COMPATIBILITY

- ▶ All Yakima® crossbars
HD Bar and RoundBar require adapter
- ▶ LockNLoad Platforms with the addition of LockNLoad SL Adapter

COMPETITIVE EDGE

- ▶ Once installed, the entire rack is easy to remove and reattach tool-free

LOCKING

- ▶ Accept 1 SKS lock per tower (sold separately)

WEIGHT LIMIT

- ▶ 220-lbs (depending on vehicle roof limit)

VEHICLE ROOF TYPE

- ▶ Factory fixed points
- ▶ Track installations
- ▶ Custom installed roof racks



TimberLine™ Towers RAISED SIDE RAILS TOWER

2-PACK #8000185, 4-PACK #8000164

INSTALLATION HARDWARE

- ▶ N/A

CROSSBAR COMPATIBILITY

- ▶ All Yakima® crossbars
HD Bar and RoundBar require adapter
- ▶ LockNLoad™ Platforms with the addition of LockNLoad SL Adapter

COMPETITIVE EDGE

- ▶ No extra hardware; the rubber coated metal band wraps around the rail with included tool

LOCKING

- ▶ Accept 1 SKS lock per tower (sold separately)

WEIGHT LIMIT

- ▶ 165-lbs (depending on vehicle roof limit)

VEHICLE ROOF TYPE

- ▶ Raised side rails



SightLine™ Towers FLUSH SIDE RAILS TOWER

4-PACK #8001635

INSTALLATION HARDWARE

- ▶ SightClips™ - vehicle specific
sold separately. #VARIES

CROSSBAR COMPATIBILITY

- ▶ All Yakima® crossbars
HD Bar and RoundBar require adapter

COMPETITIVE EDGE

- ▶ Pitch adjustments to mimic the curvature of a vehicle's roof

LOCKING

- ▶ Accept 1 SKS lock per tower (sold separately)

WEIGHT LIMIT

- ▶ 165-lbs (depending on vehicle roof limit)

VEHICLE ROOF TYPE

- ▶ Flush side rails



Roof Rack Hardware and Kits

Four towers make up the StreamLine System that cover a variety of vehicle roofs.



BaseClips™

HARDWARE FOR BASELINE™ TOWERS

Vehicle specific hardware attaches the BaseLine towers to a vehicle with a naked roof via the door jam shape. Sold in pairs due to vehicle roof variances.

SETS OF 2 #VARIES - SEE PRICE LIST



RoundBar™ SL Adapters

CROSSBAR ADAPTER FOR STREAMLINE™

Allows the use of RoundBar on all StreamLine System towers. BaseLine™, RidgeLine™, TimberLine™, and SkyLine™. #8003536



Landing Pads

HARDWARE FOR SKYLINE TOWERS

Vehicle specific molded fittings and hardware for SkyLine towers. Each Landing Pad set-up varies in shape and size.

Landing Pads 13, 15-22 (set of 4) #VARIES - SEE PRICE LIST

Landing Pad 23 - Toyota RAV4 2019+ #8000249

Landing Pad 24 - Toyota Tacoma 2005+ #8000251

Landing Pad 25 - BMW various sedans #8000250

Landing Pad 27 - Subaru Outback 2020+ #8000254

Landing Pad 28 - Toyota Highlander 2020+ #8000255

Landing Pad 26 - Higher load HD Track applications #8000256

Landing Pad 29 - Toyota 4-Runner 2010-2020 #8000257

Landing Pad 30 - Lexus GX 2010-2020 #8000258

Landing Pad 31 - Nissan Rogue 2021+ #8000259



SightClips™

HARDWARE FOR SIGHTLINE™ TOWERS

Vehicle specific hardware attaches SightLine towers to vehicles with flushed side rails using compression.

SETS OF 4 #VARIES - SEE PRICE LIST



HD Bar SL Adapters

CROSSBAR ADAPTER FOR STREAMLINE™

Allows the use of HD Bar on all StreamLine System towers. BaseLine™, RidgeLine™, TimberLine™, and SkyLine™.

#8003541



EasyTop™

TEMPORARY SOFT ROOF RACK

Removable soft roof rack that clips together through the inside of the vehicle.

#8007418



Roof Rack Crossbars

Four crossbars attach to towers to make the StreamLine System.



HD Bar

HEAVY-DUTY TRUCK & ROOF RACK CROSSBAR

#VARIES SM, MD, LG, XL

The newest crossbar to our roof rack quiver, the HD Bar is the necessary crossbar to our truck bed racks, and the upgrade customers want to their classic roof rack.

COMPETITIVE EDGE

- ▶ Aluminum construction with rigid design and T-Slot infill
- ▶ End caps feature built in tie-down points

ROOF RACK TOWER COMPATIBILITY

- ▶ All StreamLine™ System Towers - require HD SL Adapter
- ▶ Necessary for all truck racks: OverHaul™ HD, OutPost™ HD, and BedRock™ HD

WEIGHT LIMIT

- ▶ Up to 220lbs

CONSUMER

- ▶ Core Outdoor
- ▶ Overland
- ▶ Sportsman

AVAILABILITY

- ▶ Small - 55"
- ▶ Medium - 60"
- ▶ Large - 68"
- ▶ X-Large - 78"



JetStream™

ALUMINUM AERODYNAMIC CROSSBARS

#VARIES SILVER/BLACK - SM, MD, LG

A new standard for Yakima® roof racks, the JetStream crossbars are aerodynamic, sleek, and up for the task of hauling gear. They are available in black or silver; customer's choice.

COMPETITIVE EDGE

- ▶ Aluminum construction
- ▶ T-Slot infill allows for t-slot gear mounts

ROOF RACK TOWER COMPATIBILITY

- ▶ All StreamLine™ System Towers

WEIGHT LIMIT

- ▶ Up to 220lbs

CONSUMER

- ▶ Consumer interested in their first roof rack
- ▶ Consumer who wants to carry boats, bikes, and other things on top of their vehicle
- ▶ General travel who seeks high end aesthetic

AVAILABILITY

- ▶ Small - 50"
- ▶ Medium - 60"
- ▶ Large - 70"



CoreBar™

VINYL WRAPPED STEEL CROSSBAR

#VARIES SILVER/BLACK - SM, MD, LG

Best described as a "can-do attitude" the CoreBar is strong and ready for the gear that gets thrown at it. Built for heavy loads, all while maintaining an aerodynamic profile.

COMPETITIVE EDGE

- ▶ Roll formed steel construction
- ▶ Vinyl wrapped

ROOF RACK TOWER COMPATIBILITY

- ▶ All StreamLine™ System Towers

WEIGHT LIMIT

- ▶ Up to 165lbs

CONSUMER

- ▶ Consumer interested in their first roof rack
- ▶ Consumer with some budgetary restrictions
- ▶ Core Outdoor

AVAILABILITY

- ▶ Small - 50"
- ▶ Medium - 60"
- ▶ Large - 70"



RoundBar™
CLASSIC STEEL ROUND CROSSBAR
#VARIES SM, MD, LG, XL

40 years strong and still kickin'. The RoundBar is what brought our brand to be considered one of the best and it still rings true.

COMPETITIVE EDGE

- ▶ Roll formed steel construction
- ▶ Vinyl wrapped

ROOF RACK TOWER COMPATIBILITY

- ▶ All StreamLine™ System Towers with the addition of RoundBar SL Adapter
- ▶ 1A RainGutter

WEIGHT LIMIT

- ▶ Up to 165lbs

CONSUMER

- ▶ Consumer with budgetary restrictions
- ▶ Customer who has a VW Bus or Westfalia

AVAILABILITY

- ▶ Small - 48"
- ▶ Medium - 58"
- ▶ Large - 66"
- ▶ X-Large - 78"

+ RoundBar SL Adapter #8003536 - allows StreamLine Tower compatibility with RoundBar



Roof Rack Accessories

Accessories to build a full roof rack product line.



WindShield™
ROOF RACK WIND FAIRING

Pushes wind up and over roof racks and gear mounts to reduce wind noise.

WindShield 34" #8005016

WindShield 40" #8005017

WindShield 46" #8005018

WindShield 52" #8005019



Roof Rack Accessories

Accessories to build a full roof rack product line.



LoadStop™
ROOF RACK LOAD BRACKET

Creates an edge on the roof rack to brace loads that are placed on top of the crossbars. RoundBar only.

#8005000



Accessory Lock Housing
GEAR MOUNT LOCK

Creates a locking point for some Yakima® mounts.

#8007220



Universal Might Mounts™
GEAR MOUNT CROSSBAR ADAPTER

Conveniently transforms a RoundBar only gear mount into one that will fit onto anything, like modern aerodynamic crossbars.

UNIVERSAL SET OF 4 #8003590



SKS Lock Cores
ROOF RACK AND MOUNT LOCKS

The Same Key System allows the owner to lock all of their Yakima® products with the same key.

2-PACK #8007202

4-PACK #8007204

6-PACK #8007206

8-PACK #8007208



9-ft SKS Cable
LOCKING CABLE

9-foot vinyl wrapped steel cable with SKS lock core and key.

#8007233





Custom Installation Fixtures and Hardware

Hardware for custom install solutions.

TrackTower™ TOWERS FOR DIRECT TO TRACK APPLICATIONS

2-PACK #8000198, 4-PACK #8000199



INSTALLATION TECHNOLOGY:

- ▶ Direct to Track

COMPETITIVE EDGE

- ▶ Simple design and low price
- ▶ Installs direct to track
- ▶ Robust and rugged design

LOCKING & ACCESSIBILITY

- ▶ SKS is sold separately

WEIGHT LIMIT

- ▶ 165 lbs (standard)
- ▶ 220 lbs (with HD Bar)

CONSUMER

- ▶ Overland Enthusiast
- ▶ Core Outdoor
- ▶ Traditional Outdoorsman

AVAILABILITY

- ▶ Set of 2
- ▶ Set of 4



Compatible with all Yakima Bars and Platforms.
SKS lock cores sold separately.



Custom Installation Fixtures and Hardware

Hardware for custom install solutions.



1A Raingutter Towers ROUNDBAR TOWERS FOR RAINGUTTERS

Great for Westfalia, Land Rover, Wrangler, and VW Bus.
#8000101 SET OF 4



1A HiRise Spacers INCREASE CLEARANCE

Increases the vertical clearance on a 1A RainGutter Tower.
#8001101 SET OF 4



Permanent Landing Pads TOWER MOUNTING ACCESSORY

Permanently attached bases provide a mounting point for SkyLine Towers.

LP 6 #8000226 SET OF 2

LP 7 #8000227 SET OF 2

LP 21 #8000247 SET OF 4



SideLoader Bracket TRUCK SHELL ROOF RACK BRACKET

Mounts between the windows and shell top.
#8008002 SET OF 2



Tracks with CapNuts FIBERGLASS INSTALLATION

54" TRACKS WITH CAPNUTS #8001138

60" TRACKS WITH CAPNUTS #8001135

Tracks with PlusNuts SHEET METAL INSTALLATION

42" TRACKS WITH PLUSNUTS #8001126

54" TRACKS WITH PLUSNUTS #8001127



HD Tracks with CapNuts CUSTOM INSTALLATION

54" HD TRACK WITH CAPNUTS #8001631

60" HD TRACK WITH CAPNUTS #8001632

72" HD TRACK WITH CAPNUTS #8001633

DIAMONDBACK BASE TRACK #8001634

LockNLoad™ Collection
HEAVY-DUTY ROOF RACK PLATFORM
#VARIES



A totally customizable approach to a roof rack. The LockNLoad collection features 6 different sizes of platforms so that the consumer can build their adventure-mobile to their needs.

INSTALLATION TECHNOLOGY

► Attaches to a vehicle in one of two ways; Directly to an existing roof racks crossbars using LockNLoad™ Crossbar Clamps (sold separately), or directly to TimberLine™ or SkyLine™ roof rack towers with the LockNLoad SL Adapter (sold separately).

COMPETITIVE EDGE

- Yakima® Off-Road Rated to 165–330 lbs. (depending on vehicle fit and roof type)
- Side-to-side slats act like crossbars for easily mounting most bike, kayak, ski mounts and more
- Engineered aluminum construction features a textured black powder-coat finish for durability and style

BEST USE CASE

- Overland travel
- Heavy-loads
- Off-the-grid accessories
- Outdoor adventure families

USER

- Overland
- Core Outdoor



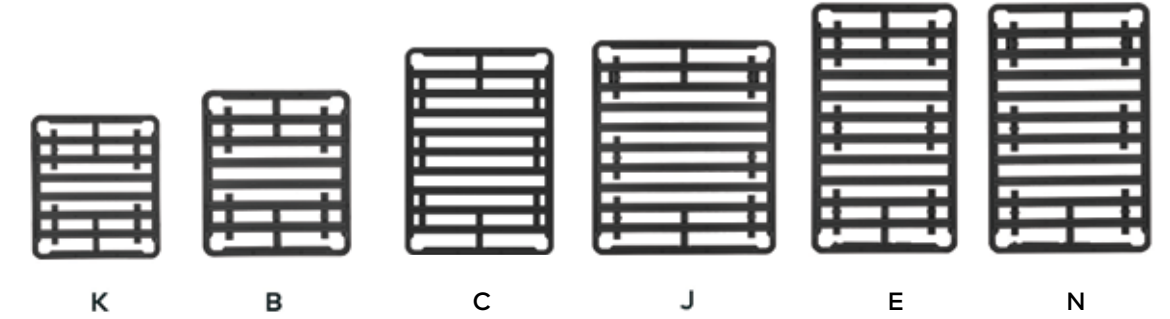
► LockNLoad Platforms are lines with T-slot channels to mount accessories like EyeBolts, seen here.



► A built in wind fairing on the front, underside of the all platforms allows for a decrease in wind noise.

LockNLoad™ Sizes and Overhead Comparison
 Available in six sizes for a variety of use cases and vehicles.

CROSS-PRODUCT COMPARISON			
Size	Dimensions	Vehicle Popularity	Part Number
K	55" X 49"	● ● ● ● ●	#8005044
B	60" X 54"	● ● ● ●	#8005045
C	76" X 54"	● ● ● ●	#8005063
J	76" X 64"	● ● ●	#8005046
E	84" X 49"	● ● ●	#8005047
N	84" X 54"	● ●	#8005048



LockNLoad™ Vehicle Connections
 Vehicle attachment options.



LockNLoad Crossbar Clamps
ROOF RACK CROSSBAR CLAMPS

Attach the LockNLoad™ platform to an existing Yakima® roof rack, factory rack, or other aftermarket roof-rack system. One pair of clamps is required for each crossbar.
#8005039 2-PACK



LockNLoad SL Adapter
STREAMLINE TOWER ADAPTER

Structural steel brackets with powder-coat finish for durability and resistance to the elements eliminates the need for a traditional crossbar. Allows the platform to sit lower and closer to the roof - TimberLine™, SkyLine™ TrackTowers only.
#8005042 2-PACK



LockNLoad Expansion Pack
INCREASES LOCKNLOAD LOAD RATING

The expansion pack is necessary for increasing load rating of the LockNLoad platform.
#8005061



**Awning T-Slot Bracket
AWNING MOUNTING BRACKET**

Dedicated bracket to mount Yakima® awnings on T-slot crossbars and LockNLoad platforms. Usable on all Yakima® awnings. #8004113

- ▶ Allows a SlimShady 4.5 to be deployed in the rearward direction of a vehicle from a LockNLoad platform.
- ▶ Includes 3 height settings to allow a custom position on your vehicle.
- ▶ For SlimShady only.

**LockNLoad Perimeter Rails
OUTER EDGE GEAR RESTRAINTS**

Creates an outside perimeter around each LockNLoad platform size and creates tie-down points for gear. Sold in sets of 4 rails (2X right/left side rails and 2X front/rear rails).

Perimeter Rail Kit K (for 55x49) #8005055



- Perimeter Rail Kit B (for 60x54) #8005056*
- Perimeter Rail Kit J (for 76x65) #8005057*
- Perimeter Rail Kit E (for 84x49) #8005058*
- Perimeter Rail Kit N (for 84x54) #8005059*
- Perimeter Rail Kit C (for 76x54) #8005064*



**Jerry Can Holder
JERRY CAN HOLDER FOR LOCKNLOAD**

Holds 1 full 10L or 20L jerry water/fuel can made of metal or plastic, up to 45 lbs./25 kg. Includes heavy-duty hook straps with steel ratchets, cast-steel eyelets, and a durable black-zinc coating. #8005038



**TopGrip™
T-SLOT PADDLE CARRIER**

Attach it to any Yakima® crossbar or our ShowDown™ mount and secure your paddle in the padded clamps. Works with axes, shovels, or other long items. #8004086



**Recovery Track Mount
CARRIES 1 SET OF RECOVERY TRACKS**

Easy to install and use, this mount is designed to work with LockNLoad, our Truck Collection's HD Bars and SideBar™, as well as most other T-slot crossbars. #8001164



**Rotopax Mount
T-SLOT ROTOPAX MOUNT**

Specifically designed for t-slot attachment to carry up to 40 lbs. of Rotopax™ water and fuel packs on LockNLoad or SideBar. #8001167



**Spare Wheel Holder
SPARE TIRE MOUNT FOR LOCKNLOAD**

Holds 1 wheel with tire, up to 100 lbs. Holds max tire size of 42 x 17R. Includes heavy-duty hook straps with steel ratchets, cast-steel eyelets, and a durable black-zinc coating. #8005032



**High Lift Jack Holder
HIGH LIFT MOUNT FOR LOCKNLOAD**

Securely carries 1 high-lift jack with a 50 mm steel standard bar up to 35 lbs. Features a lock loop for users own padlock. #8005033



**Corner Bracket Kit
GEAR RESTRAINTS FOR LOCKNLOAD**

Secures hard-shelled containers up to 3' tall and 110 lbs./50 kg. Heavy-duty stamped-steel construction, with a durable black-zinc coating. #8005036



**LoadStop
T-SLOT LOAD STOPPING TIE-DOWNS**

Installs tool-free to any t-slot channel and features a tie-down point on top. They are made of sturdy steel with a durable black-zinc coating. #8001161 SET OF 4



**EyeBolts
T-SLOT TIE-DOWN POINTS**

Installs tool-free to any t-slot and creates instant tie-down points for securing gear. #8001162 SET OF 2



**HD Hook Straps
HOOK AND PADDED BUCKLE**

A handy addition to any toolbox, HD Hook Straps feature a clipping hook and padded buckle with a 250 lb load rating per strap. #8001165 SET OF 2



**Heavy Duty Straps
EXTRA-STRONG TIE-DOWNS**

Nylon straps with heavy-duty rubber-covered cinching clasps. #8005006



BIKE CARRYING SOLUTIONS



NEW

OnRamp™ LX E-BIKE HITCH TRAY RACK

1.25-INCH #8002757, 2-INCH #8002756



The OnRamp LX blends sleek design with the strength and versatility modern ebikes demand to ease the challenge of carrying not only heavier and longer bikes, but bikes with fenders.

COMPETITIVE EDGE

- ▶ Fits a wide variety of bike shapes, lengths and weights
- ▶ Integrated ramp allows user to roll bikes into place
- ▶ Aluminum trays are easily adjustable for bike placement and size
- ▶ Stadium Seating prevents bike to bike interference

HITCH COMPATIBILITY

- ▶ Available in 2" and 1.25"
- ▶ 2" Only - BackSwing and StraightShot Accessory Compatible

MAX WHEEL BASE

- ▶ 54"

WEIGHT LIMIT

- ▶ Road approved 80-lbs(2") & 70-lbs(1.25")
- ▶ OffRoad Approved - 48-lbs(2") & 42-lbs(1.25")
- ▶ RV approved at 80-lbs.(2")

BIKE CAPACITY

- ▶ 2

CONSUMER

- ▶ Committed Cyclist
- ▶ General Travel

BEST USE CASE

- ▶ E-Bikes
- ▶ Mountain bikes
- ▶ Fat bikes
- ▶ Lifestyle bikes

TIRE RANGE/WIDTHS

- ▶ Accommodates up to 29" rims
- ▶ Fits up to 5" wide tires

GEAR PROTECTION

- ▶ Rubber covers protect the bike frame

LOCKING

- ▶ HitchBolt locks rack to vehicle



*Yakima BackSwing Accessory Sold Separately



Integrated ramp for easy, roll-on loading, and stows away neatly on the rack.



Tiered bike trays minimize bike to bike interference and increase ground clearance.



Adjustable and telescoping bike trays can accommodate wheelbases up to 54", kids' to cargo bikes.



3-Position tilt drops to allow trunk access with bikes loaded, and folds flat against the car with bikes unloaded.

OnRamp™
E-BIKE HITCH TRAY RACK
 1.25-INCH #8002707, 2-INCH #8002706



- INSTALLATION TECHNOLOGY**
- ▶ Threaded hitch-pin
- GEAR PROTECTION**
- ▶ Rubber covers protect the bike frame
- COMPETITIVE EDGE**
- ▶ Integrated ramp allows user to roll bikes into place
 - ▶ Aluminum trays are easily adjustable for bike placement
 - ▶ Tilts forward with bikes loaded
- HITCH COMPATIBILITY**
- ▶ Available in 2" and 1.25"
- LOCKING**
- ▶ HitchBolt locks rack to vehicle
 - ▶ Integrated bike lock cables
- WEIGHT LIMIT**
- ▶ 66-lbs (132-lbs total)
 - ▶ RV (2" only) and OffRoad approved at 40-lbs
- BIKE CAPACITY**
- ▶ 2
- MAX WHEEL BASE**
- ▶ 50"
- USER**
- ▶ Committed Cyclist
 - ▶ General Travel
- BEST USE CASE**
- ▶ E-Bikes
 - ▶ Mountain bikes
 - ▶ Fat bikes
 - ▶ Lifestyle bikes
- TIRE RANGE/WIDTHS**
- ▶ Up to 3.25" tire, or up to 4.5" with the FatStrap Kit (sold separately)



▶ Integrated ramp allows the user to simply and effortlessly roll their heavy bike into place.



▶ Individual bike trays are adjustable to dial-in bike clearance. Tool-free knobs are locked underneath each tray.



▶ Articulating cradles adapt to the shape of the bike frame and hold it securely in place.



▶ The removable ramp stashes away at the back of the rack. A tool-free knob tightens the ramp in place.

StageTwo™
PREMIUM TRAY HITCH BIKE RACK
 ● ANTHRACITE 1.25-INCH #8002726, 2-INCH 8002725
 ○ VAPOR 2-INCH #8002740



StageTwo is more than capable of carrying precious cargo to the trailhead or meeting point with its premium features. It's designed to decrease bike-to-bike interference and maximize ground clearance with stadium-style trays.

- INSTALLATION TECHNOLOGY**
- ▶ Tool-free locking SpeedKnob™
- GEAR PROTECTION**
- ▶ Secures bikes at wheels, no frame contact
- COMPETITIVE EDGE**
- ▶ Ergonomic, forward facing remote tilt lever with action release tilts loaded rack
 - ▶ Tiered and adjustable bike trays minimize bike to bike interference
 - ▶ Fits modern bikes of all types, sizes, and weights
- HITCH COMPATIBILITY**
- ▶ Available in 2" and 1.25"
- WEIGHT LIMIT**
- ▶ 70-lbs per bike
- LOCKING**
- ▶ SpeedKnob™ and integrated locking bike cables
 - ▶ Integrated loop for users own lock
- BIKE CAPACITY**
- ▶ 2 (optional 2-bike add on with StageTwo +2)
- BEST USE CASE**
- ▶ Mountain bikes
 - ▶ Road bikes
 - ▶ Fat bikes with Fat Bike Kit accessory
 - ▶ E-Bikes
- TIRE RANGE/WIDTHS**
- ▶ 20"-29", up to 3.25" wide,
 - ▶ 5" wide with Fatbike Accessory
- MAX WHEEL BASE**
- ▶ 52"
- USER**
- ▶ Committed Cyclist



▶ StadiumSeating™ and adjustable bike trays minimize bike-to-bike interference.



▶ Ergonomic, forward facing remote tilt lever with action release tilts loaded rack forward.



▶ Full-length trays designed for modern bikes of all sizes, including road, mountain, fat tire, and e-bikes.



▶ The newly designed ergonomic SpeedKnob is easier to use and looks good too.

StageTwo™ +2
TWO BIKE ADD-ON FOR STAGETWO

- ANTHRACITE #8002727
- VAPOR #8002741



INSTALLATION TECHNOLOGY

- ▶ Bolts onto StageTwo

GEAR PROTECTION

- ▶ Secures bikes at wheels, no frame contact

COMPETITIVE EDGE

- ▶ Ergonomic, forward facing remote tilt lever with action release tilts loaded rack forward
- ▶ Tiered and adjustable bike trays minimize bike to bike interference

 **StageTwo Accessories**
Premium add-ons for StageTwo.



SafetyMate™
Tail light and license plate mount.
#8002738



Fat Bike Kit
Carries fat bikes up to 5" tires.
#8002735

RampUp™
Roll-on loading ramp.
#8002737



HoldUp™ EVO
PREMIUM TWO-BIKE HITCH TRAY RACK
2-INCH #8002479, 1.25-INCH #8002480

INSTALLATION TECHNOLOGY

- ▶ Tool-free locking SpeedKnob™ and security pin

GEAR PROTECTION

- ▶ Secures bikes at wheels, no frame contact

COMPETITIVE EDGE

- ▶ Fat bike compatible
- ▶ Allows for a stowed position when not in use; folds in flat, then up vertically for a low profile
- ▶ Built-in bottle opener

HITCH COMPATIBILITY

- ▶ Available in 2" and 1.25"

LOCKING

- ▶ SpeedKnob and integrated locking bike cables included

WEIGHT LIMIT

- ▶ 50-lbs per bike

BIKE CAPACITY

- ▶ 2

BEST USE CASE

- ▶ Mountain bikes
- ▶ Road bikes
- ▶ Fat bikes
- ▶ Lifestyle bikes without fenders

TIRE RANGE/WIDTHS

- ▶ 20" - 29", up to 4.8" wide

MAX WHEEL BASE

- ▶ 48"

USER

- ▶ Core Outdoor
- ▶ Committed Cyclist



HoldUp™
TWO-BIKE HITCH TRAY RACK
2-INCH #8002443, 1.25-INCH #8002445

INSTALLATION TECHNOLOGY

- ▶ Threaded hitch pin

GEAR PROTECTION

- ▶ Secures bikes at wheels, no frame contact

COMPETITIVE EDGE

- ▶ Allows for a stowed position when not in use; folds in flat, then up vertically for a low profile
- ▶ Adjustable trays to reduce bike to bike interference
- ▶ Built-in bottle opener

HITCH COMPATIBILITY

- ▶ Available in 2" and 1.25"

LOCKING

- ▶ HitchLock and integrated locking bike cables included

WEIGHT LIMIT

- ▶ 60-lbs per bike

BIKE CAPACITY

- ▶ 2

BEST USE CASE

- ▶ Mountain bikes
- ▶ Road bikes
- ▶ Lifestyle bikes without fenders

TIRE RANGE/WIDTHS

- ▶ 20" - 29", up to 3" wide

MAX WHEEL BASE

- ▶ 48"

USER

- ▶ Core Outdoor
- ▶ Committed Cyclist



HoldUp EVO™ +2
SINGLE-BIKE HITCH TRAY RACK
#8002482

- ▶ Allows user to carry two extra bikes on the HoldUp EVO 2-inch
- ▶ Road bikes, mountain bikes, fat bikes, lifestyle bikes, no fenders
- ▶ Works with 2-inch HoldUp EVO only



HoldUp™ +2
SINGLE-BIKE HITCH TRAY RACK
#8002446

- ▶ Allows user to carry two extra bikes on the HoldUp 2 inch.
- ▶ Road bikes, mountain bikes, lifestyle bikes, no fenders
- ▶ Works with 2-inch HoldUp only



SingleSpeed™
SINGLE-BIKE HITCH TRAY RACK
#8002481

INSTALLATION TECHNOLOGY

- ▶ Tool-free locking SpeedKnob™ and security pin

GEAR PROTECTION

- ▶ Secures bikes at wheels, no frame contact

COMPETITIVE EDGE

- ▶ Fat bike compatible
- ▶ Low-profile
- ▶ Folds in flat when not in use
- ▶ Built-in bottle opener

HITCH COMPATIBILITY

- ▶ Compatible with 2" or 1.25"

LOCKING

- ▶ SpeedKnob™ and integrated locking bike cables

WEIGHT LIMIT

- ▶ 40-lbs per bike

BIKE CAPACITY

- ▶ 1

BEST USE CASE

- ▶ Mountain bikes

- ▶ Road bikes
- ▶ Fat bikes
- ▶ Lifestyle bikes, no fenders

TIRE RANGE/WIDTHS

- ▶ 20" - 29", up to 4.8" wide

MAX WHEEL BASE

- ▶ 48"

USER

- ▶ Core Outdoor
- ▶ Committed Cyclist



EXO DoubleUp™
PREMIUM TWO-BIKE HITCH RACK
#8002722

INSTALLATION TECHNOLOGY

- ▶ EXO Cleat

GEAR PROTECTION

- ▶ Secures bikes at wheels, no frame contact

COMPETITIVE EDGE

- ▶ Primary gear mount for EXO System
- ▶ Keeps the vehicle roof free for other gear mounts
- ▶ Built-in bottle opener

COMPATIBILITY

- ▶ For use with EXO System only

LOCKING

- ▶ SpeedKnob™ and integrated locking bike cables included

WEIGHT LIMIT

- ▶ 50-lbs per bike on EXO SwingBase™
- ▶ 40-lbs per bike on EXO TopShelf™

BIKE CAPACITY

- ▶ 2

BEST USE CASE

- ▶ Mountain bikes
- ▶ Road bikes
- ▶ Fat bikes
- ▶ Lifestyle bikes, no fenders

TIRE RANGE/WIDTHS

- ▶ 20" - 29", up to 4.8" wide

MAX WHEEL BASE

- ▶ 48" ▶

HangTight™ VERTICAL HITCH BIKE RACK

4-BIKE #8002742, 6-BIKE #8002743



INSTALLATION TECHNOLOGY

- ▶ Threaded hitch bolt with lock

GEAR PROTECTION

- ▶ Dual padded cradles stabilize and secure the bike by the handlebar

COMPETITIVE EDGE

- ▶ High capacity in less space behind the vehicle
- ▶ Carries most popular styles of bikes
- ▶ HangTight 4 can be turned into a hitch swing rack with BackSwing accessory
- ▶ Built-in bottle opener

HITCH COMPATIBILITY

- ▶ 2" Only

LOCKING

- ▶ Integrated steel loop for users own lock
- ▶ HitchLock included

WEIGHT LIMIT

- ▶ 37.5-lbs per bike

BIKE CAPACITY

- ▶ 4 or 6

USER

- ▶ Active family

BEST USE CASE

- ▶ Mountain bikes, road and gravel bikes, youth bikes

TIRE RANGE/WIDTHS

- ▶ 20" - 29", up to 4.8" wide

MAX WHEEL BASE

- ▶ 50"

ACCESSORIES

- ▶ HangTight DH Cradle #8002744
- ▶ BackSwing (HangTight 4 only) #8002483
- ▶ StraightShot (HangTight 4 only) #8002739
- ▶ 9-ft SKS Security Cable #8007233



▶ Integrated steel loop allows the user to bring their own heavy-duty lock to keep their gear safe.



▶ Rotating rear-wheel cups accommodate a wide range of wheelbases.



▶ Fully padded cradles fit most bike handle bar styles.



▶ Foot operated tilt makes it easy to access the rear of the vehicle.

HangOver™ PREMIUM VERTICAL HITCH BIKE RACK

4-BIKE #8002484, 6-BIKE #8002485



INSTALLATION TECHNOLOGY

- ▶ HitchBolt and security pin

GEAR PROTECTION

- ▶ Padded suspension fork cradles

COMPETITIVE EDGE

- ▶ Easily tilts forward with bikes loaded using a foot-operated lever
- ▶ Multiple height adjustments and tilting petitions for vehicle fit
- ▶ Built-in bottle opener

HITCH COMPATIBILITY

- ▶ 2" only

LOCKING

- ▶ Integrated steel loop for users own lock
- ▶ HitchLock included

WEIGHT LIMIT

- ▶ 37.5-lbs per bike

BIKE CAPACITY

- ▶ 4 or 6

BEST USE CASE

- ▶ Bikes with suspension forks

TIRE RANGE/WIDTHS

- ▶ 20" - 29", up to 4.8" wide

MAX WHEEL BASE

- ▶ 50"

ACCESSORIES

- ▶ BackSwing (4-bike only)

USER

- ▶ Committed Mountain Biker



▶ Integrated steel loop allows the user to bring their own heavy-duty lock to keep their gear safe.



▶ Adjustable rear-wheel cradles hold the bikes in place.



▶ The bike is suspended by the fork and is securely held by a metal, rubber-coated prong with two rubber retention straps.



▶ HangOver 4 is compatible with the BackSwing™ hitch adapter, turning it into a swing away hitch rack.

FullSwing™
PREMIUM SWING-AWAY HITCH BIKE RACK
 #8002465



INSTALLATION TECHNOLOGY
 ▶ Tool-free locking SpeedKnob™ and auto pin

GEAR PROTECTION
 ▶ Fully padded arms and ZipStrip™ retention cradles

COMPETITIVE EDGE
 ▶ Rack swings away with bikes loaded for rear of vehicle access
 ▶ Conveniently located UpperHand™ lever tilts arms down
 ▶ Adjustable cradles for precise bike placement and spacing
 ▶ Built-in bottle opener

HITCH COMPATIBILITY
 ▶ 2" Only

BEST USE CASE
 ▶ Any bike with a traditional diamond-shaped frame

LOCKING
 ▶ SpeedKnob and integrated locking bike cable

ACCESSORIES
 ▶ TubeTop™
 ▶ PlateMate™
 ▶ HitchSki™

WEIGHT LIMIT
 ▶ 40-lbs per bike

USER
 ▶ Active outdoor families
 ▶ Core outdoor

BIKE CAPACITY
 ▶ 4



▶ UpperHand™ lever is conveniently located on top of the rack allowing user to tilt the arms down when not in use.



▶ Integrated bike lock cable lends peace of mind to the user; locks all bikes to the rack.



▶ A staple to almost all premium hitch racks, the tool-free locking SpeedKnob™ allows for easy install and removal.



▶ The adjustable cradles firmly hold bikes in place and utilizes proprietary ZipStrip™ retention straps.



FullTilt™ 5
FIVE-BIKE PREMIUM MAST HITCH RACK
 #8002463

INSTALLATION TECHNOLOGY
 ▶ Tool-free locking SpeedKnob™ and auto pin

GEAR PROTECTION
 ▶ Fully padded arms and ZipStrip™ retention cradles

COMPETITIVE EDGE
 ▶ Rack tilts forward, unloaded, for rear of vehicle access
 ▶ Conveniently located UpperHand™ lever tilts arms down
 ▶ Adjustable cradles for precise bike placement and spacing
 ▶ Built-in bottle opener

HITCH COMPATIBILITY
 ▶ Compatible with 2" or 1.25"

LOCKING
 ▶ SpeedKnob and integrated locking bike cable

WEIGHT LIMIT
 ▶ 40-lbs per bike

BIKE CAPACITY
 ▶ 5

BEST USE CASE
 ▶ Any bike with a traditional diamond-shaped frame

ACCESSORIES
 ▶ TubeTop™
 ▶ PlateMate™
 ▶ HitchSki™

USER
 ▶ Active outdoor families



RidgeBack™ 2, 4, and 5
UTILITY MAST HITCH RACK
 2-BIKE #8002457, 4-BIKE #8002458, 5-BIKE #8002459

INSTALLATION TECHNOLOGY
 ▶ Tool-free locking SpeedKnob™ and auto pin

GEAR PROTECTION
 ▶ Padded SuperCush™ cradles with ZipStrip™ retention straps

COMPETITIVE EDGE
 ▶ Rack tilts forward, unloaded, for rear of vehicle access
 ▶ Conveniently located UpperHand™ lever tilts arms down
 ▶ Built-in bottle opener

HITCH COMPATIBILITY
 ▶ Compatible with 2" or 1.25"

LOCKING
 ▶ SpeedKnob locks rack to vehicle

WEIGHT LIMIT
 ▶ 40-lbs per bike

BIKE CAPACITY
 ▶ 2, 4, or 5

BEST USE CASE
 ▶ Any bike with a traditional diamond-shaped frame

ACCESSORIES
 ▶ TubeTop™
 ▶ PlateMate™
 ▶ HitchSki™ (4-bike only)
 ▶ HandCuff™

USER
 ▶ Families who enjoy nature
 ▶ Outdoor Millennial
 ▶ General travel



RV Approved

Tested to stand up to the long miles.



LongHaul™ PREMIUM 4-BIKE, RV APPROVED MAST HITCH RACK #8002476

INSTALLATION TECHNOLOGY

- ▶ Threaded hitch pin

GEAR PROTECTION

- ▶ Padded cradles with ZipStrip™ retention straps

COMPETITIVE EDGE

- ▶ Tested to withstand the physical demands of RV travel
- ▶ Conveniently located lever tilts arms down
- ▶ Built-in bottle opener

HITCH COMPATIBILITY

- ▶ 2" only

LOCKING

- ▶ HitchLock and integrated locking bike cable

WEIGHT LIMIT

- ▶ 37.5-lbs per bike

BIKE CAPACITY

- ▶ 4

BEST USE CASE

- ▶ Any bike with a traditional diamond shaped frame

ACCESSORIES

- ▶ TubeTop™
- ▶ PlateMate™
- ▶ HitchSki™
- ▶ 9-ft SKS Locking Cable

USER

- ▶ Active outdoor families
- ▶ RV owners



Spare Tire

Carry bikes from a rear-mounted spare tire.



SpareRide™ SPARE TIRE MOUNTED 2-BIKE RACK #8002599

INSTALLATION TECHNOLOGY

- ▶ Tool-free locking SpeedKnob™

GEAR PROTECTION

- ▶ Padded SuperCush cradles with ZipStrip™ retention straps

COMPETITIVE EDGE

- ▶ Fits a wide variety of spare tire bolt patterns
- ▶ Built-in bottle opener

VEHICLE COMPATIBILITY

- ▶ Spare tires up to 12.5" wide

LOCKING

- ▶ SpeedKnob and integrated locking bike cable

WEIGHT LIMIT

- ▶ 35-lbs per bike

BIKE CAPACITY

- ▶ 2

BEST USE CASE

- ▶ Any bike with a traditional diamond shaped frame

ACCESSORIES

- ▶ TubeTop™
- ▶ PlateMate™

USER

- ▶ Active outdoor families
- ▶ Jeep owners
- ▶ Core Outdoor

BackSwing™ HITCH RACK SWING ADAPTER #8002483

#8002483



INSTALLATION TECHNOLOGY

- ▶ Threaded hitch pin

COMPETITIVE EDGE

- ▶ Allows user to make almost any 2" hitch rack have the ability to swing open 90°
- ▶ Locks in place when fully open
- ▶ Safety latch and pin act as double security to keep things extra secure on the road

HITCH COMPATIBILITY

- ▶ 2" Only

LOCKING

- ▶ HitchLock sold separately

WEIGHT LIMIT

- ▶ 250-lbs

BEST USE CASE

- ▶ Most 2" hitch racks
- ▶ HangOver 4
- ▶ Hitch cargo basket/bin

ACCESSORIES

- ▶ HitchLock

USER

- ▶ Core outdoor
- ▶ Committed Cyclist
- ▶ Current rack owner looking for the swing away feature



▶ The BackSwing's robust design keeps bike racks secure and in place.



▶ The extra length makes it a great accessory for Jeep owners and other vehicles with rear-mounted spare tires.



▶ Once the BackSwing is fully open, the user will know because it locks into place.



▶ The ergonomic handle design is easy to operate and securely locks the BackSwing back into place.



Hitch Rack Accessories

Carrying solutions for the hitch.



OnRamp™ FatStraps FAT BIKE WHEEL STRAPS

Increased length of strap to hold fat tires in place on the OnRamp wheel tray.
#8002714



StageTwo™ Fat Bike Kit CONVERTS TRAYS FOR FAT BIKES

Extra-long wheel straps to accommodate fat tires greater than 4.8 inches wide.
#8002735



SafetyMate™ TAIL LIGHT AND LICENSE PLATE KIT

Attaches to StageTwo to provide bright LED tail lights and license plate mount.
#8002738



RampUp™ ADD ON LOADING RAMP

RampUp attaches to StageTwo for easy loading and unloading of bikes.
#8002737

GateKeeper™ TRUCK TAILGATE PAD

- BLACK MD #8007455, LG #8007456
- CASCADE BLUE MD #8007459, LG #8007460



INSTALLATION TECHNOLOGY

- ▶ Cinching straps wrap around the tailgate

GEAR PROTECTION

- ▶ Cushioned SitTight™ bike cradles with G-Hook retention

COMPETITIVE EDGE

- ▶ SitTight™ bike cradles stabilize and protect bikes from one another
- ▶ HindSight™ cover folds open for a view of backup cameras
- ▶ Soft under-side to protect the vehicle's paint
- ▶ Reinforced ends to help guide straps under the tailgate
- ▶ Lock grommet to add security for the pad and bikes

VEHICLE COMPATIBILITY

- ▶ Mid-size and full-size trucks

LOCKING

- ▶ Accepts users own locking cable

WEIGHT LIMIT

- ▶ 66 lbs per bike

BIKE CAPACITY

- ▶ 5 or 6

BEST USE CASE

- ▶ Mountain bikes

USER

- ▶ Committed Cyclist
- ▶ Core Outdoor

ACCESSORIES

- ▶ 9-ft SKS Security Cable #8007233

AVAILABILITY

- ▶ Medium / 5-bikes
- ▶ Large / 6-bikes



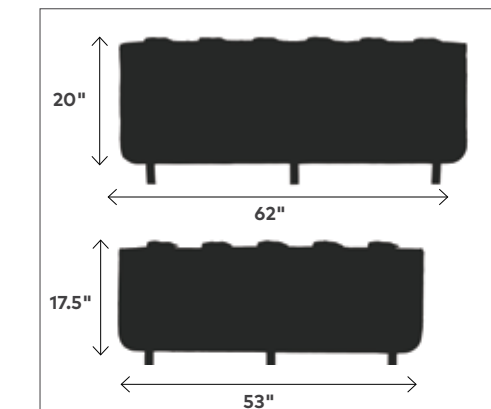
SitTight™ cradles with a new G-Hook tension lock system are easy on carbon bike frames and painted surfaces.



Clever HindSight™ flap tucks away for tailgate backup camera usage.



GateKeeper color in Cascade Blue with graphic print.



StraightShot™ HITCH RECEIVER EXTENSION

Allows most Yakima® hitch products to clear obstructions like a rear-mounted spare tire.
#8002739



HitchLock™ HITCH PIN LOCK

Attaches to the hitch pin to lock the hitch rack to the receiver.
#8007235



PlateMate™ BIKE RACK LICENSE PLATE MOUNT

Attaches to the last bike loaded or directly to the bike rack, allowing for full visibility of the vehicle's license plate.
#8002713



TubeTop™ BICYCLE TOP TUBE ADAPTER

Creates a straight top-tube on bikes with specialty frames for use on mast-style hitch racks. ie. Women's specific and kids bikes.
#8002531



LockUp 10-FT LOCKING CABLE

Vinyl wrapped steel cable to lock all bikes to a hitch rack.
#8007238



HandCuff KIT TO ADD 'LOCKS BIKES TO RACK'

Upgrade kit to transform a non-locking mast style rack, to one that locks the bikes to the rack.
#8002466

UPDATED

HighSpeed™ PREMIUM ROOFTOP FORK BIKE MOUNT #8002140



INSTALLATION TECHNOLOGY

- ▶ Tool-free, low profile BandClamp™

GEAR PROTECTION

- ▶ Zero frame contact - fork and wheel only

COMPETITIVE EDGE

- ▶ Seamless thru-axle compatibility
- ▶ TorqueRight knob provides a consistent secure bike fit
- ▶ Low profile design that minimizes hatch interference

ROOF RACK COMPATIBILITY

- ▶ Universal roof rack attachment
- ▶ T-Slot mount with accessory

LOCKING

- ▶ Accepts 2 SKS locks: integrated locking cable and knob

WEIGHT LIMIT

- ▶ 40-lbs

BIKE CAPACITY

- ▶ 1

USER

- ▶ Committed Cyclist

CROSSBAR SPREAD

- ▶ 18" - 37"

BEST USE CASE

- ▶ Mountain bikes
- ▶ Fat bikes
- ▶ Road bikes
- ▶ Lifestyle bikes

TIRE RANGE/WIDTHS

- ▶ 20" - 29", 23mm to 4.8" / 9mm QR and 12-20mm thru-axles

MAX WHEEL BASE

- ▶ 50"

CROSSBAR SPREAD

- ▶ 18" - 42.5"

ACCESSORIES

- ▶ SmarT-Slot Kit 1
- ▶ Universal QR Locking Skewer
- ▶ WheelHouse™



▶ The bike is held in place by gripping the bikes thru-axle or the provided 9mm skewer. Tightens with the TorqueRight knob.



▶ The TorqueRight knob allows the user to tighten the bike to the mount securely and hassle-free. SKS lock not included.



▶ Rubber-coated metal banding makes up the BandClamp crossbar-hugging mounting system.



▶ The integrated TailWhip™ allows the user to lock their bike to the rack, SKS Locks not included.

UPDATED

HighRoad™ PREMIUM ROOFTOP WHEEL-ON BIKE MOUNT #8002139



INSTALLATION TECHNOLOGY

- ▶ Tool-free, low profile BandClamp™ mounts

GEAR PROTECTION

- ▶ Zero frame contact - wheels only

COMPETITIVE EDGE

- ▶ Adjustment free front wheel hoop
- ▶ TorqueRight knob provides a consistent secure bike fit
- ▶ Low profile design that minimizes hatch interference

ROOF RACK COMPATIBILITY

- ▶ Universal roof rack attachment
- ▶ T-Slot mount with accessory

LOCKING

- ▶ Accepts 2 SKS locks: Integrated locking cable and clamp

WEIGHT LIMIT

- ▶ 45-lbs

BIKE CAPACITY

- ▶ 1

BEST USE CASE

- ▶ Mountain bikes
- ▶ Fat bikes
- ▶ Road bikes
- ▶ Lifestyle bikes
- ▶ No Fenders

TIRE RANGE/WIDTHS

- ▶ 26" - 29", 23mm to 4" wide

MAX WHEEL BASE

- ▶ 52.25"

CROSSBAR SPREAD

- ▶ 18" - 40"

USER

- ▶ Committed Cyclist

ACCESSORIES

- ▶ SmarT-Slot Kit 1
- ▶ SKS 2 Pack



▶ The adjustment-free wheel hoop folds flat when not in use, becoming discrete and aerodynamic.



▶ The TorqueRight knob allows the user to tighten the bike to the mount securely and hassle-free, SKS lock not included.



▶ Rubber-coated metal banding makes up the BandClamp crossbar-hugging mounting system.



▶ The integrated TailWhip™ allows the user to lock their bike to the rack, SKS Locks not included.



Rooftop Bike Mounts

Bike mounts for the top-of-car.



FrontLoader™ ROOFTOP WHEEL-ON BIKE MOUNT #8002103

INSTALLATION TECHNOLOGY

- ▶ Tool-free universal clamping system

GEAR PROTECTION

- ▶ Zero frame contact - wheels only

COMPETITIVE EDGE

- ▶ Fully assembled out of the box
- ▶ Multi-position wheel hoop folds down when not in use

ROOF RACK COMPATIBILITY

- ▶ Universal roof rack attachment

TIRE RANGE/WIDTHS

- ▶ 20" - 29", 23mm to 3" wide

LOCKING

- ▶ Accepts 2 SKS locks: integrated cable and clamp

MAX WHEEL BASE

- ▶ 48"

CROSSBAR SPREAD

- ▶ 18" - 48"

WEIGHT LIMIT

- ▶ 40-lbs

BIKE CAPACITY

- ▶ 1

BEST USE CASE

- ▶ Mountain bikes
- ▶ Road bikes
- ▶ Kids bikes



ForkLift™ ROOFTOP FORK BIKE MOUNT #8002098

INSTALLATION TECHNOLOGY

- ▶ Tool-free universal clamping system

GEAR PROTECTION

- ▶ Zero frame contact - fork and wheel only

COMPETITIVE EDGE

- ▶ Fully assembled out of the box
- ▶ Passive security system locks bike and mount to roof rack

ROOF RACK COMPATIBILITY

- ▶ Universal roof rack attachment

LOCKING

- ▶ Accepts 1 SKS lock: locking skewer

WEIGHT LIMIT

- ▶ 35-lbs

BIKE CAPACITY

- ▶ 1

BEST USE CASE

- ▶ Mountain bikes
- ▶ Road bikes
- ▶ Bikes with fenders

TIRE RANGE/WIDTHS

- ▶ 20" - 29", 23mm to 3" / 9mm QR axles

MAX WHEEL BASE

- ▶ 48"

CROSSBAR SPREAD

- ▶ 18" - 42"

USER

- ▶ Core Outdoor
- ▶ New to rooftop mounts
- ▶ General travel

ACCESSORIES

- ▶ SKS 2 Pack
- ▶ Thru-Axle Adapters
- ▶ WheelHouse



Trunk Bike Mounts

Bike mounts for trunk.



FullBack™ PREMIUM TRUNK BIKE RACK

Securely holds and locks your bike, is simple to use, stores easily, installs easily, and is easy on the wallet.

2-BIKE #8002634, 3-BIKE #8002633



HangOut™ PRICE POINT TRUNK BIKE RACK

Super simple and built to last.

2-BIKE #8002637, 3-BIKE #8002638



Top of Car and Custom Bike Mount Accessories

Accessories to build a full top-of-car bike mount product line.



WheelHouse™ SINGLE WHEEL ROOF RACK MOUNT

The perfect companion for fork-mounted bike racks. Carries one wheel on any roof rack crossbar.

#8002108



Universal QR Locking Skewer QUICK-RELEASE SKEWER FOR FORK MOUNTS

Locking skewer for use on any Yakima® fork-mounted bike rack.

#8002118



WheelHouse™ Thru-Axle Skewer WHEELHOUSE ONLY

For bike wheels that use a thru-axel. For use on WheelHouse™ single wheel mount only.

#8002110



BlockHead™ and Locking BlockHead™ TRUCK BED RAIL BIKE MOUNT

Bed rail permanent fork mount bike rack.

BLOCKHEAD #8001117, LOCKING BLOCKHEAD #8001118



Thru-Axle Fork Adapters SKEWERS FOR FORK MOUNTS

#8002116 Thru-Axle Fork Adapter 12mm X 100

#8002099 Thru-Axle Fork Adapter 15mm X 100

#8002113 Thru-Axle Fork Adapter 15mm X 110



SmarT-Slot™ Kit 1 T-SLOT CROSSBAR ADAPTER

Creates a streamlined low-profile attachment to t-slot crossbars. For use on HighSpeed™ and HighRoad™.

#8002122



TRUCK RACKS

OVER BED SOLUTIONS



NEW

OverHaul™ MOLLE Panel SIDE PANEL FOR OVERHAUL HD

SHORT #8001178, MID #8001179



COMPETITIVE EDGE

- ▶ Accessories and gear can be mounted to panel using MOLLE style grid system
- ▶ Aluminum construction and powder coat finish for corrosion resistance and long lasting durability

SIZES

- ▶ Short - 40" between crossbars
- ▶ Mid - 54" between crossbars
- ▶ Sold as a single panel

WEIGHT LIMIT

- ▶ Engineered, tested, and fully off-road certified for up to 75lbs of gear

CONSUMER

- ▶ Core Outdoor
- ▶ Overland/Offroad
- ▶ Rugged Adventurer



▶ Configure your gear your way! The OverHaul MOLLE panel increases the utility of the OverHaul HD by giving you a versatile surface to mount your shovel, recovery gear, RotopaX, soft packs, and more! With two size options and up to a 75lb. gear limit, you'll be ready for what the trail can throw at you.

OverHaul™ HD
ADJUSTABLE HEAVY-DUTY TRUCK BED RACK
 #8001151



For weekend adventurers and weekday grinds, the OverHaul HD adjustable truck rack brings best-in-class payload and unmatched versatility on and off-road.

INSTALLATION TECHNOLOGY
 ▶ Easy on-off placement in minutes with our patent-pending QuickChange™ rack attachment

MOUNTING HARDWARE
 ▶ J-Clamps for standard bedrails
 ▶ Additional kits (or separate kit) is required for tracked beds and select tonneau covers

TRUCK BED COMPATIBILITY
 ▶ Designed and tested for all common truck beds using our BedGrip™ clamp design

COMPETITIVE EDGE
 ▶ 500-lb on-road and 300-lb off-road rating
 ▶ Integrated tie-down points help easily secure any load
 ▶ Fixed height at 13"

LOCKING
 ▶ Includes SKS Locks

CROSSBAR REQUIREMENTS
 ▶ HD Bar - sold separately

BEST USE CASE
 ▶ Overland / Off-road excursions
 ▶ Rooftop tent foundation

USER
 ▶ Pick-up truck owner / Overlander



▶ Aluminum construction and powder-coat finish for a lifetime of DIY projects and weekend adventures.



▶ Adjustable height for a variety of use cases; capable of extending up to 30".



▶ Integrated loops for easy tie-down points are located in multiple places across all four rack towers.



▶ Tie-down loops also feature a built-in bottle opener.

OutPost™ HD
FIXED HEIGHT HEAVY-DUTY TRUCK BED RACK
 #8001152



Designed to handle heavy loads on backcountry terrain, the OutPost HD is built for rugged overland explorers.

INSTALLATION TECHNOLOGY
 ▶ Easy on-off placement in minutes with our patent-pending QuickChange™ rack attachment

MOUNTING HARDWARE
 ▶ J-Clamps for standard bedrails
 ▶ Additional kits (or separate kit) is required for tracked beds and select tonneau covers

TRUCK BED COMPATIBILITY
 ▶ Designed and tested for all common truck beds using our BedGrip™ clamp design

COMPETITIVE EDGE
 ▶ 500-lb on-road and 300-lb off-road rating
 ▶ Integrated tie-down points help easily secure any load
 ▶ Fixed height at 13"

LOCKING
 ▶ Includes SKS Locks

CROSSBAR REQUIREMENTS
 ▶ HD Bar - sold separately

BEST USE CASE
 ▶ Overland / Off-road excursions
 ▶ Rooftop tent foundation

USER
 ▶ Pick-up truck owner / Overlander



▶ Designed at a fixed height of 13" for off-road friendly weight distribution.



▶ Integrated loops for easy tie-down points are located in multiple places across all four rack towers.



▶ The low center of gravity makes the OutPost HD a stellar option for mounting the SkyRise HD tent.



▶ OutPost HD is totally customizable to the consumers' needs with an entire line-up of accessories.

BedRock™ HD
LOW PROFILE HEAVY-DUTY TRUCK BED RACK
 #8001160



Sleek and strong, the BedRock HD's low-profile design allows the use of any universal gear mount while preserving valuable bed space.

INSTALLATION TECHNOLOGY

- ▶ Simple, tool-free clamping attachment

MOUNTING HARDWARE

- ▶ N/A

TRUCK BED COMPATIBILITY

- ▶ All truck beds

COMPETITIVE EDGE

- ▶ 300-lb on-road and 180-lb off-road rating
- ▶ Maintains a low-profile at bed rail height

LOCKING

- ▶ Includes SKS Locks

CROSSBAR REQUIREMENTS

- ▶ HD Bar - sold separately

BEST USE CASE

- ▶ Rooftop tent foundation
- ▶ Multi-single bike mounts
- ▶ Allows access to bed

USER

- ▶ Pick-up truck owner



Durable aluminum construction powder-coated for strength.



Low-profile and is easy to rack out and reach gear.



Four towers install to truck beds for adding racks.



Easily attaches and locks to all style truck beds.

DeepSpace™ 10
TRUCK STORAGE BOX
 #8001171



Built to maximize your cargo carrying capacity while accommodating whatever gear you throw at it.

INSTALLATION TECHNOLOGY

- ▶ Universal tool-free mounting hardware

TRUCK/ROOF RACK COMPATIBILITY

- ▶ Universal roof rack attachment
- ▶ Requires a set of truck bed mounted crossbars
- ▶ Also works on vehicle crossbars or equivalent trailer mounted crossbars

COMPETITIVE EDGE

- ▶ No assembly required
- ▶ Wide-angle opening allows for easy loading/unloading
- ▶ Lightweight ABS material and rugged MicroGrain™ texture
- ▶ Made in the USA

LOCKING

- ▶ Includes SKS Lock

WEIGHT LIMIT

- ▶ 100-lb load rating

GEAR CAPACITY

- ▶ 10 cubic feet

ACCESSORY

DeepSpace 10 conveniently fits up to 4 EXO GearTotes #8002719



Hassle-free and easy-to-install universal mounting hardware is hidden inside of the box.




The wide opening and lid supports allow for easy loading and unloading of gear.



Included SKS Lock keeps gear inside and DeepSpace 10 locked on the rack.

Works With EXO GearTotes



EXO GearTotes
COLLAPSIBLE ORGANIZATION TOTES
 4 GearTotes fit perfectly into the DeepSpace 10.
 #8002719



Truck Bed Extender

For extra long loads like kayaks, boats, and lumber.



LongArm™ TRUCK BED EXTENDER #8001149

INSTALLATION TECHNOLOGY

- ▶ Threaded hitch bolt

GEAR PROTECTION

- ▶ LongArm foam pad sold separately

COMPETITIVE EDGE

- ▶ 4 feet of additional truck bed length with a 60" wide crossbar
- ▶ Aluminum construction engineered for strength
- ▶ Adjusts vertically and to multiple angles for various loads
- ▶ Built-in tie-downs and bottle openers on crossbar ends



LongArm Height Extension TRUCK BED EXTENDER EXTENSION

Allows the user to extend the LongArm vertically to perch long loads over the truck cab. Weight limit 165-lbs.
#8001150



LongArm Pad BED EXTENDER CROSSBAR PAD

Designed specifically for use with the LongArm truck bed extender, it protects gear such as the hull of a boat.
#8007417



Truck Rack Custom Installation Parts

Accessories to build a full overland adventure space.



HD Track CUSTOM TRUCK SOLUTION

54" TRACK WITH CAPNUTS #8001631
60" TRACK WITH CAPNUTS #8001632
72" TRACK WITH CAPNUTS #8001633

Allows OverHaul™ HD, OutPost™ HD, SkyLine™ towers, and HD Bars to be installed on HD Tracks. Perfect for overlanding trailers, truck bed rails, and custom applications.

INSTALLATION TECHNOLOGY

- ▶ CapNuts

LOAD LIMIT

- ▶ 500lb (dependent)



DiamondBack® Base Track CUSTOM TRUCK SOLUTION

HD Track kit specifically for DiamondBack tonneau covers. Allows SkyLine™ and HD Bars or OverHaul™ HD or OutPost™ HD to be mounted on Diamondback covers.
#8001634



Bed Track Kit 2 (HD Track) TRACK MOUNTING HARDWARE

Allows OverHaul™ HD or OutPost™ HD to be installed on HD Tracks.
#8001172



Truck Rack Accessories

Accessories to build a full overland adventure space.



SideBar™ GEAR MOUNT ACCESSORY FOR TRUCK RACKS

Powder-coated aluminum sidebars with t-slot channels for attaching gear to.
SIDE BAR, SHORT BED (SET OF 2) #8001153
SIDE BAR, LONG BED (SET OF 2) #8001154

INSTALLATION TECHNOLOGY

- ▶ Bolts into pre-threaded holes on OverHaul™ HD and OutPost™ HD truck bed racks

ACCESSORY COMPATIBILITY

- ▶ Recovery Track Mount
- ▶ Rotopax Mounting Kit
- ▶ EyeBolts™
- ▶ TopGrip™



OverHaul HD Tonneau Set COMPLETE ADJUSTABLE RACK SYSTEM

A complete kit for customers looking to purchase the OverHaul HD, and already have a Tonneau cover. This is the all-in-one solution.
#8001170



Bed Track Kit 1 (Toyota/Nissan) TRACK MOUNTING HARDWARE

Allows attachment of Overhaul HD and Outpost HD to Nissan and Toyota trucks with factory-installed tracks.
#8001168



Tonneau Kit 1 TONNEAU COVER MOUNTING HARDWARE

Specialty mounting hardware for use with OverHaul HD and OutPost HD on trucks with certain tonneau covers.
#8001155



Truck Rack Accessories

Accessories to build a complete heavy-duty truck lineup.



Ladder Roller T-SLOT GEAR MOUNT

Mounts into t-slot channel crossbars such as HD Bar, LockNLoad™, or other t-slot receivers, to assist in loading long loads like ladders and lumber.

#8001163



TopGrip™ T-SLOT PADDLE CARRIER

Attach it to any Yakima® crossbar or our ShowDown™ mount and secure your paddle in the padded clamps. Works for axes, shovels, or other long items too.

#8004086



Recovery Track Mount CARRIES 1 SET OF RECOVERY TRACKS

Easy to install and use, this mount is designed to work with LockNLoad as well as our Truck collection's HD Bars and SideBar™—along with most other T-slot crossbars. Carries one set.

#8001164



Rotopax Mount T-SLOT ROTOPAX MOUNT

Specifically designed for t-slot attachment to carry up to 40 lbs. of RotopaX™ water and fuel packs on LockNLoad or SideBar.

#8001167



LoadStop T-SLOT LOAD STOPPING TIE-DOWNS

Installs tool-free to any t-slot channel and features a tie-down point on top. They are made of sturdy steel with a durable black-zinc coating.

#8001161 SET OF 4



EyeBolts T-SLOT TIE-DOWN POINTS

Installs tool-free to any t-slot and creates instant tie-down points for securing gear.

#8001162 SET OF 2



HD Hook Straps HOOK AND PADDED BUCKLE

A handy addition to any toolbox, HD Hook Straps feature a clipping hook and padded buckle with a 250 lb load rating per strap.

#8001165 SET OF 2



SoftStraps SELF-CONTAINED TIE-DOWN STRAP

Neoprene sleeve keeps the strap tidy, as well as protects the vehicle's paint from dings.

16-ft #8007419





EXO SYSTEM

MODULAR HITCH



The Mechanics of EXO

Turn your hitch into a do-everything, go-anywhere multi-tool.



The Foundation

The EXO SwingBase™ is the launchpad for all EXO mounts and accessories. Fits into a 2" hitch receiver.



Double up the Capacity

Double the space with a second tier of accessible storage with the EXO TopShelf™.



How It All Comes Together

The EXO SwingBase™ and EXO TopShelf™ feature a proprietary cleat system called the EXO Cleat. It allows the gear mounts to be easily interchanged without the need for tools. This is all done by two locking SpeedKnobs on each side of the articulating arms.



Full Functionality

Once the EXO System is configured to the desired set-up, the entire system has the ability to swing away from the vehicle for trunk access. An included kickstand can be deployed if the user is keeping the system swung open to ensure a level work surface.



EXO System - Components and Gear Mounts

These are the mounts and attachments to build a custom configuration.



EXO SwingBase™
EXO SYSTEM FOUNDATION
#8002715

The EXO SwingBase is the foundation to the EXO System. This is what attaches to the vehicle's 2-inch hitch receiver and swings out 90°.



EXO TopShelf™
EXO SYSTEM SECOND LEVEL
#8002716

Attaches to the EXO SwingBase and allows for a second level of gear storage. Rotates 180° relative to the EXO SwingBase.



EXO GearLocker™
PREMIUM REAR OF CAR CARGO BOX
#8002718

Thermo-formed locking cargo box mounts to either the EXO SwingBase or the EXO TopShelf with the EXO Cleat System. 10-cu. ft. of space.



EXO DoubleUp™
PREMIUM TWO BIKE CARRIER
#8002722

The premium locking 2-bike carrier installs to the EXO TopShelf with the EXO Cleat system. Carries fat bikes, mountain, road, and lifestyle bikes.



EXO SnowBank™
PREMIUM SKI/BOARD MOUNT
#8002723

This premium snow-gear-bank houses and locks up to 5 pairs of skis / 4 snowboards. It's adopted all of the best assets of the FatCat EVO.



EXO GearWarrior™
CARGO BASKET
#8002724

EXO GearWarrior is just that, the beloved Warrior collection adapted for the EXO System. Great for rigid gear like coolers and totes.



EXO LitKit™
TAIL LIGHT AND LICENSE PLATE MOUNT
#8002720

Safety meeting checklist complete. EXO LitKit provides a license plate mount and taillights for safe travels when EXO is fully loaded.



EXO BackDeck™
BAMBOO TABLE TOP
#8002721

This bamboo topper installs to the EXO TopShelf to create a flat work surface. Comes with a carrying case.



EXO GearTotes™
COLLAPSIBLE ORGANIZATION TOTES
#8002719

Convenient collapsible totes made specifically for the EXO GearLocker. Features velcro partitions, sold in pairs— EXO GearLocker fits up to 4 totes.



EXO RoadShower Kit™
EXO ADAPTER FOR ROADSHOWER
#8004112

Allows installation of RoadShower 4G or 7G onto your EXO System SwingBase or TopShelf.



EXO WarriorWheels™
WAGON ADAPTER KIT
#8002712

Conveniently transforms EXO GearWarrior into a handy wagon. Simply installs and can be wheeled away. Includes 4 wheels and one handle.

EXO OpenRange™
OUTDOOR COOKING STORAGE SYSTEM

#8007447



INSTALLATION TECHNOLOGY

- ▶ Mounts to EXO System using EXO Cleat
- ▶ Stand Alone when paired with OpenRange Leg Kit ▶ Stand Alone when mounted on flat surfaces

GEAR PROTECTION

- ▶ Keeps your gear fully protected from weather, dust, and critters

COMPETITIVE EDGE

- ▶ Deploy for cooking from any location
- ▶ 85 liters of internal volume
- ▶ Ruggedized roto-molded enclosure
- ▶ Includes a lantern hook, utensil drawer, and backboard organizer

LOCKING

- ▶ SKS locking latches

ACCESSORIES

- ▶ OpenRange Leg Kit
- ▶ OpenRange Wood Side Table
- ▶ OpenRange Metal Side Table
- ▶ CookOut™ 2-Burner Camp Stove

USER

- ▶ Core Outdoor
- ▶ Active Family



Opens into a fully functional work station with an integrated utensil drawer and internal shelf.



Seamlessly attaches to the EXO System for smooth transport and deployment.



Keep gear fully protected with SKS locking latches, and ruggedized roto-molded enclosure.



Customizable across a range of build levels. Go deluxe with all the options, or start basic and expand as needed with other accessories.

EXO OpenRange™ Deluxe
EXO OPENRANGE BUNDLE

#8007448



BEST USE CASE

Great for tailgating or day trips. The unit opens into a fully functional work station to prep, cook, and serve from the vehicle hitch.

INSTALLATION TECHNOLOGY

- ▶ EXO Cleat - Requires EXO SwingBase™ or EXO TopShelf™

GEAR PROTECTION

- ▶ Keeps your gear fully protected from weather, dust, and critters

COMPETITIVE EDGE

- ▶ 85 liters of internal volume
- ▶ Ruggedize roto-molded enclosure
- ▶ Multiple Side Table height option

LOCKING

- ▶ SKS locking latches

INCLUDES

- ▶ Lantern Hook
- ▶ Utensil Drawer
- ▶ Backboard Organizer
- ▶ Collapsible Washbasin
- ▶ Drain Hose
- ▶ Hanging Fuel Canister Pouch
- ▶ Fuel Hose
- ▶ Wood Side Table
- ▶ Cutting Board
- ▶ Metal Side Table
- ▶ CookOut™ 2-Burner Camp Stove

ACCESSORY

- ▶ OpenRange Leg Kit

USER

- ▶ Core Outdoor
- ▶ Active Family



Outdoor Kitchen System

Bring the comforts of a home kitchen to the outdoors.



The single unit design allows for organizing and transporting cooking gear. It easily opens into a fully functional work station, making it easy to prep, cook, and serve from the same spot.



EXO OpenRange seamlessly attaches to the EXO System for easy transport, and can be deployed into kitchen mode right from your vehicle, or can be relocated to a table or Leg Kit(sold serately) for stand-alone use.



EXO OpenRange Accessories

Go deluxe with all the options, or start basic and expand as needed.



OpenRange Leg Kit FREESTANDING LEG KIT

This sturdy leg kit attaches to the bottom of EXO OpenRange storage box, so you can set up to cook anywhere you want.
#8007449

- ▶ Telescoping legs provide height adjustment from 20" - 33" with slight levels of adjustment for unlevel ground
- ▶ Packs down into a fabric storage bag
- ▶ Engineered legs and frame design for stability and powder-coated for durability



OpenRange Wood Side Table BAMBOO SIDE TABLE

Bamboo wood side table expands your cook zone with valuable work surface. Packs down into fabric storage bag.
#8007451

- ▶ 13" x 27" bamboo table is UV protected with a premium finish
- ▶ Includes plastic cutting board and collapsible washbasin that nest interchangeably into the table



OpenRange Metal Side Table METAL SIDE TABLE

Metal side table for cooking with stoves of all sizes. Packs down into fabric storage bag.
#8007457

- ▶ 16" x 31" powder-coated steel surface is heat resistant and perfect for stove use
- ▶ Metal rod adds 3" to support camp stove propane tanks or doubles as a towel rack



CookOut™ 2-BURNER PROPANE CAMP STOVE #8007452



A reliable and high-quality 2-burner propane stove with push-button ignition for easy cooking in the outdoors. Easily integrated into the EXO OpenRange System. Pair with the OpenRange Metal Side Table to expand your work surface.

COMPETITIVE EDGE

- ▶ Yakima styling and system integration
- ▶ Two high power, 14k BTU/HR burners, with push-button ignition
- ▶ Powder-coated steel body and side wind-screens
- ▶ Includes fuel regulator pipe for connection
- ▶ Easy to clean cook area with stainless steel drip tray and removable chrome coated burner grate
- ▶ Room for up to one 10" and one 12" cooking pot

BEST USE CASE

- ▶ Weekend Trips
- ▶ Tailgating
- ▶ At the campsite

USER

- ▶ Core Outdoor
- ▶ Active Family



Two powerful 14,000 BTU stainless steel burners for fast heating.



Precision control valves for easy adjustment of burner heat, and push-button piezo ignition.



Easy latching lid stays securely closed.



Includes fuel regulator pipe for connection to common 1 lb propane fuel canisters.



WATER

CRAFT CARRYING SOLUTIONS



BigCatch™ FISHING KAYAK SADDLE #8004091



INSTALLATION TECHNOLOGY

- ▶ Simple, tool-free mounting hardware

GEAR PROTECTION

- ▶ Soft rubber and felt pads protect kayaks

COMPETITIVE EDGE

- ▶ 150-lb weight rating to carry the heaviest fishing kayaks

ROOF RACK COMPATIBILITY

- ▶ Universal roof rack attachment

LOCKING

- ▶ Security bolts

WEIGHT LIMIT

- ▶ 150-lbs

BOAT CAPACITY

- ▶ 1

BEST USE CASE

- ▶ Fishing Kayaks
- ▶ Sit on top Kayaks
- ▶ Great for use on EasyRider™

ACCESSORY

- ▶ SmarT-Slot Kit 4 8004092
- ▶ RoundBar Kit 8004093

USER

- ▶ Sportsman
- ▶ Kayak Anglers



▶ The simple to use, tool-free knobs make install and removal extremely easy, and security bolts keep it in place.



▶ Integrated rubber padding protects the boat's surface and felt padding allows for easy sliding when loading up.



▶ Four separate saddles conform to the hull of the boat insuring a perfect connection.



▶ T-slot capable for a streamlined, low-profile install. T-Slot Kit sold separately.

SweetRoll™
PREMIUM KAYAK SADDLE
 #8004074 SET OF 4



An easy-to-use, ready-to-go out of the box solution for rooftop kayak transportation.

INSTALLATION TECHNOLOGY

- ▶ Tool-free SpinVice™ mounting clamp

GEAR PROTECTION

- ▶ Soft rubber rollers and soft rubber padding

COMPETITIVE EDGE

- ▶ Rear saddles feature built-in rollers for boat loading assistance

ROOF RACK COMPATIBILITY

- ▶ Universal roof rack attachment

BEST USE CASE

- ▶ Flat water
- ▶ Recreational kayaks

LOCKING

- ▶ Accepts 4 SKS Locks

USER

- ▶ Families
- ▶ Core Outdoor
- ▶ Outdoor Millennial

WEIGHT LIMIT

- ▶ 80-lbs

BOAT CAPACITY

- ▶ 1



▶ A complete system that includes rear saddles with integrated rollers for easy loading.



▶ Spring-loaded cradles automatically adjust to a variety of boat shapes.



▶ Fully assembled to install to most crossbar shapes in minutes.

Kayak Saddles
 Kayak carrying solutions.



DeckHand™
TWO ROOFTOP KAYAK SADDLES
 #8004083 SET OF 2

Sold as a set of two, double up or pair them with the HandRoll rollers.

INSTALLATION TECHNOLOGY

- ▶ Tool-free SpinVice™ mounting clamp

GEAR PROTECTION

- ▶ Felt pads and rubber grips

COMPETITIVE EDGE

- ▶ Flexible saddles conform to kayak's hull

ROOF RACK COMPATIBILITY

- ▶ Universal roof rack attachment

LOCKING

- ▶ Accepts 2 SKS Locks

WEIGHT LIMIT

- ▶ 80-lbs

BOAT CAPACITY

- ▶ 1

BEST USE

- ▶ Flatwater
- ▶ Recreational kayaks



HandRoll™
TWO ROOFTOP KAYAK ROLLERS
 #8004082 SET OF 2

Sold as a set of two, double up or pair them with the DeckHand saddle.

INSTALLATION TECHNOLOGY

- ▶ Tool-free SpinVice™ mounting clamp

GEAR PROTECTION

- ▶ Soft rubber rollers

COMPETITIVE EDGE

- ▶ Rollers assist with boat loading; lock in place

ROOF RACK COMPATIBILITY

- ▶ Universal roof rack attachment

LOCKING

- ▶ Accepts 2 SKS Locks

WEIGHT LIMIT

- ▶ 80-lbs

BOAT CAPACITY

- ▶ 1

BEST USE

- ▶ Flatwater
- ▶ Recreational kayaks



EvenKeel™
ROOFTOP KAYAK SADDLES
 #8004052 SET OF 4

An easy-to-use, ready to go out of the box solution for kayak transportation.

INSTALLATION TECHNOLOGY

- ▶ Tool-free mounting hardware

GEAR PROTECTION

- ▶ Soft rubber padding

COMPETITIVE EDGE

- ▶ Hassle-free design is simple to use

ROOF RACK COMPATIBILITY

- ▶ Universal roof rack attachment

LOCKING

- ▶ Security bolts

WEIGHT LIMIT

- ▶ 80-lbs

BOAT CAPACITY

- ▶ 1

BEST USE

- ▶ Flatwater
- ▶ Recreational kayaks

JayLow™
ROOFTOP J-CRADLE KAYAK MOUNT
 #8004073



A top-seller in the Yakima® boat line, the JayLow is a staple to the kayak transport line-up. It's ready to go out-of-the-box and installs in seconds. An easy add-on to a new kayak purchase.

INSTALLATION TECHNOLOGY
 ▶ Tool-free SpinVice™ mounting clamp

GEAR PROTECTION
 ▶ Foam padded uprights and soft rubber base protects kayaks

COMPETITIVE EDGE
 ▶ Best selling kayak rack from Yakima®
 ▶ Folds flat in a stowed position when not in use
 ▶ Can carry up to 2 kayaks in stacker position

ROOF RACK COMPATIBILITY
 ▶ Universal roof rack attachment

BEST USE CASE
 ▶ White water kayak
 ▶ Flatwater kayak
 ▶ Recreational kayak

LOCKING
 ▶ Accepts 2 SKS Locks

USER
 ▶ Recreational boater
 ▶ Families
 ▶ Core Outdoor
 ▶ Outdoor Millennial

WEIGHT LIMIT
 ▶ 80-lbs single boat / 110 lb in stacker mode

BOAT CAPACITY
 ▶ 1 or 2



▶ Integrated ramp feature assists the user in loading their kayak into the J-cradle.



▶ Easy-to-use lever adjusts the JayLow from stowed, to stacker, to single boat use.



▶ Capable of carrying two boats when set to stacker position (second set of straps and bow-stern tie downs required).



▶ Folds flat when not in use to keep a low-profile.

J-Cradle
 Kayak carrying solutions.



JayHook
UTILITY ROOFTOP J-CRADLE KAYAK MOUNT
 # 8004084

A solid entry level, no frills, j-cradle style kayak mount that will get just about any boat to the water.

INSTALLATION TECHNOLOGY
 ▶ Simple, tool-free mounting hardware

GEAR PROTECTION
 ▶ Rubber and foam padding

COMPETITIVE EDGE
 ▶ Yakima quality at an affordable price point

ROOF RACK COMPATIBILITY
 ▶ Universal roof rack attachment

LOCKING
 ▶ N/A

WEIGHT LIMIT
 ▶ 80-lbs

BOAT CAPACITY
 ▶ 1

BEST USE
 ▶ Flat water
 ▶ Recreational kayaks



BigStack
ROOFTOP MULTI-KAYAK MOUNT
 #8004041

Send your customers home with an easy solution for carrying multiple kayaks on with one mount.

INSTALLATION TECHNOLOGY
 ▶ Simple, tool-free mounting hardware

GEAR PROTECTION
 ▶ Soft rubber padding on uprights

COMPETITIVE EDGE
 ▶ Folds into a stowed position with the push of a button

ROOF RACK COMPATIBILITY
 ▶ Universal roof rack attachment

LOCKING
 ▶ Accepts 2 SKS Locks

WEIGHT LIMIT
 ▶ 165-lbs (roof rack weight limit)

BOAT CAPACITY
 ▶ 4

BEST USE
 ▶ White water

ShowDown™
PREMIUM ROOFTOP LOAD-ASSISTING WATER MOUNT
#8004081



For the kayak or SUP consumer that is weary of lifting their heavy gear overhead, onto their vehicle. The ShowDown assists the user by allowing them to load their water craft at waist level, then slide the gear into place using the handled mechanism.

INSTALLATION TECHNOLOGY

- ▶ Tool-free SpinVice™ mounting clamp

GEAR PROTECTION

- ▶ Flexible saddles and felt pads protect kayaks / paddle boards

COMPETITIVE EDGE

- ▶ Allows user to load gear at waist height
- ▶ Tool-free adjustable saddles
- ▶ Built-in tie-down points

ROOF RACK COMPATIBILITY

- ▶ Universal roof rack attachment

LOCKING

- ▶ Accepts 2 SKS Locks

WEIGHT LIMIT

- ▶ 80-lbs

BOAT CAPACITY

- ▶ 1 kayak or 2 SUPs

BEST USE CASE

- ▶ Stand Up Paddle Boards (x2)
- ▶ Flatwater kayak
- ▶ Recreational kayak

USER

- ▶ Recreational boater
- ▶ Families
- ▶ Core Outdoor



▶ Ergonomic handles on each mount make it easier for the user to lift and roll their water craft into place.



▶ Tool-free SpinVice clamp installs easily and locks to the roof rack.



▶ Capable of carrying up to two SUP boards or one kayak.



▶ Includes two types of saddles, kayak, and SUP, slides up and down tool-free, has built-in tie-down points and felt pads.

LoadAssist
Load assisted carrying solutions.



BoatLoader™ EVO
UTILITY LOAD ASSISTING ACCESSORY
#8004085

Assists the consumer in loading a boat by themselves. The steel rod slides out of the crossbar lending a helping hand.

INSTALLATION TECHNOLOGY

- ▶ Slides into CoreBar™ or RoundBar™

COMPETITIVE EDGE

- ▶ Proprietary to Yakima® roof rack crossbars
- ▶ Simple design is easy-to-use

ROOF RACK COMPATIBILITY

- ▶ CoreBar - All Sizes
- ▶ RoundBar - All Sizes

LOCKING

- ▶ Security Bolt

WEIGHT LIMIT

- ▶ 80-lbs

BEST USE

- ▶ Flatwater
- ▶ Recreational kayaks



ShowBoat™ 66
ROOFTOP LOAD-ASSISTING ACCESSORY
#8004068

Ingenious load-assist roller slides out over the back of the vehicle for easy loading and vehicle protection.

INSTALLATION TECHNOLOGY

- ▶ universal mounting hardware, works on most crossbar types

GEAR PROTECTION

- ▶ Soft padded roller protects kayaks and canoes

COMPETITIVE EDGE

- ▶ Affordable load-assist for canoes and kayaks
- ▶ Corrosion-resistant stainless steel and brass hardware
- ▶ Retracting system slides off the back of the vehicle

ROOF RACK COMPATIBILITY

- ▶ Universal roof rack attachment

LOCKING

- ▶ Security Bolt

WEIGHT LIMIT

- ▶ 80-lbs

BEST USE

- ▶ Flat water
- ▶ Recreational kayaks
- ▶ Canoe

Canoe
Canoe carrying solutions.



KeelOver™
ROOFTOP CANOE MOUNT
#8004069

An easy low-profile mount for canoes. Consists of 4 small brackets that sit out of the way when not in use.

INSTALLATION TECHNOLOGY

- ▶ Tool-free mounting hardware

GEAR PROTECTION

- ▶ Rubber pads protect gunwales

COMPETITIVE EDGE

- ▶ Takes up minimal crossbar space - No need to remove for use of other gear mounts
- ▶ Small price for Yakima® quality and results

ROOF RACK COMPATIBILITY

- ▶ Universal roof rack attachment

LOCKING

- ▶ N/A

WEIGHT LIMIT

- ▶ 120-lbs

BEST USE

- ▶ Canoe

SUPDawg™
PREMIUM ROOFTOP SURF/SUP MOUNT
 #8004075



The pride and joy of carrying SUPs or surfboards. The SUPDawg is by far one of Yakima's most premium gear mounts. Consumers can load their gear worry-free because the built-in straps do the work for them, not to mention the rollers, assist in sliding boards into place.

INSTALLATION TECHNOLOGY
 ▶ Tool-free SpinVice™ mounting clamp

GEAR PROTECTION
 ▶ Soft rubber padding protects paddleboards and surfboards

COMPETITIVE EDGE
 ▶ Built-in rollers for easing boards into place
 ▶ Integrated tie-down system cinches boards and tucks away
 ▶ Strap has an interior metal cable for security

ROOF RACK COMPATIBILITY
 ▶ Universal roof rack attachment

BEST USE CASE
 ▶ Stand Up Paddle Boards
 ▶ Surfboards

LOCKING
 ▶ Includes 4 SKS Locks

WEIGHT LIMIT
 ▶ 66-lbs

BOARD CAPACITY
 ▶ 2



▶ Hassle-free integrated tie-downs cinch the boards to the mount then tuck away and the release button locks gear.



▶ Integrated straps are reinforced with a steel cable for added security.



▶ Each mount features built-in rollers to easily slide large SUP boards onto the mount.



▶ The SpinVice clamps are intuitive, easy to use, and lock to the crossbar.

 **SUP/Surf Pads**
 Crossbar pads for protection.



Aero Crossbar Pads
NYLON-WRAPPED FOAM PADS
 #8007413 AERO CROSSBAR PADS 30"
 #8007412 AERO CROSSBAR PADS 20"

INSTALLATION TECHNOLOGY
 ▶ Partitioned velcro avoids roof rack towers or fairing

GEAR PROTECTION
 ▶ Foam padding with a nylon cover

COMPETITIVE EDGE
 ▶ Partitioned velcro avoids roof rack towers or fairing
 ▶ No-slip strip on top grabs boards

ROOF RACK COMPATIBILITY
 ▶ Aerodynamic crossbars:
 JetStream™, CoreBar™, HD Bar, Factory installed crossbars

LOCKING
 ▶ N/A

WEIGHT LIMIT
 ▶ Depends on the roof rack weight limit

BEST USE
 ▶ Stand Up Paddle Boards
 ▶ Surfboards
 ▶ Kayaks



RoundBar Crossbar Pads
NYLON-WRAPPED FOAM PADS
 #8007415 ROUND CROSSBAR PADS 30"

INSTALLATION TECHNOLOGY
 ▶ Partitioned velcro avoids roof rack towers or fairing

GEAR PROTECTION
 ▶ Foam padding with a nylon cover


COMPETITIVE EDGE
 ▶ Partitioned velcro avoids roof rack towers or fairing
 ▶ No-slip strip on top grabs boards

ROOF RACK COMPATIBILITY
 ▶ RoundBar™ crossbars

LOCKING
 ▶ N/A

WEIGHT LIMIT
 ▶ Depends on the roof rack weight limit

BEST USE
 ▶ Stand Up Paddle Boards
 ▶ Surfboards
 ▶ Kayaks





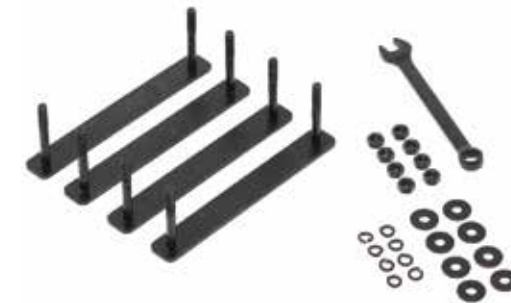
Water Accessories

Accessories to build a full Water product line, from boat tie-downs to paddle carriers.



RipCord™ PREMIUM LOCKING TIE-DOWN STRAPS

Steel cable covered in nylon strap with locking mechanism. Use in place of heavy-duty straps to add gear locking feature. Includes 2 SKS locks.
#8004048



SmarT-Slot Kit 4 T-SLOT CROSSBAR ADAPTER - BIGCATCH™

Creates a streamlined low-profile attachment to t-slot crossbars. For use with BigCatch™.
#8004092



RoundBar™ Adapter Kit ROUNDBAR CROSSBAR ADAPTER - BIGCATCH™

Transforms an aero-crossbar mount to a RoundBar mount. For use with BigCatch™.
#8004093



Hood Anchor TEMPORARY TIE-DOWN POINT

Heavy-duty anchor for use on vehicles that don't feature an easy-access tie-down point for securing boats and boards.
#8007416



TopGrip™ T-SLOT PADDLE CARRIER

Attach it to any Yakima® crossbar or our ShowDown mount and secure your paddle in the padded clamps. Works for axes, shovels, or other long items too.
#8004086



Bow/Stern Tie-Downs TIE-DOWN RATCHET SYSTEM

Easy to use cord and ratchet system for securing boats. No need for Scout-level knot tying.
#8004031



Heavy Duty Straps EXTRA-STRONG TIE-DOWNS

Nylon straps with heavy-duty rubber-covered cinching clasps.
#8005006



SoftStraps SELF-CONTAINED TIE-DOWN STRAP

Neoprene sleeve keeps the strap tidy, as well as protects the vehicle's paint from dings.
16-ft #8007419



BASE CAMP

CONFIDENCE OFF THE GRID



MajorShady™ 270 ROOF MOUNTED 270 AWNING

MAJORSHADY 270, LH #8007462, MAJORSHADY 270, RH #8007463



INSTALLATION TECHNOLOGY

- ▶ Includes T-slot bracket for easy attachment to Yakima HD Bar, JetStream™, LockNLoad™ Platform and other standard t-slot crossbars

COMPETITIVE EDGE

- ▶ Heavy-duty strength
- ▶ 270 degree coverage with easy walk around deployment

ROOF RACK COMPATIBILITY

- ▶ T-Slot only

BEST USE CASE

- ▶ Trailgating
- ▶ Sun protection
- ▶ Light rain
- ▶ Light snow
- ▶ Camping / Overlanding

PRODUCT WEIGHT

- ▶ 46.5 lbs

AWNING FABRIC

- ▶ 420D poly-cotton with waterproof PU coating

USER

- ▶ Overland
- ▶ Core Outdoor
- ▶ Active Family Outdoor
- ▶ Nuclear Family

AVAILABILITY

- ▶ MajorShady 270, LH #8007462
- ▶ MajorShady 270, RH #8007463

ACCESSORIES

- ▶ MajorShady Single Wall Kit #8007464



▶ Heavy duty support arms make deployment easy.



▶ Rugged vinyl travel cover.



▶ Yakima topo pattern on 420D poly-cotton fabric, with waterproof coating.



▶ Support legs and guy lines included.

MajorShady™ Single Wall Kit
MAJORSHADY ACCESSORY WALL
 #8007464



- COMPETITIVE EDGE**
- ▶ Heavy-duty strength
 - ▶ Customizable privacy and element protection

- BEST USE CASE**
- ▶ Trailgating
 - ▶ Sun protection
 - ▶ Light rain
 - ▶ Sporting events / tailgating

- AWNING FABRIC**
- ▶ 420D poly-cotton with waterproof PU coating

- USER**
- ▶ Overland
 - ▶ Core Outdoor
 - ▶ Outdoor adventure families



▶ Wall zips onto any section of awning, for added protection from the sun or inclement weather.



▶ 420D poly-cotton fabric with PU coating is light, durable and waterproof.



▶ Yakima topo pattern.



▶ Includes 2 support legs to raise wall to act as extended coverage.

SlimShady™
ROOFTOP AWNING
 4.5' #8007444, 6.5' #8007445, 8' #8007446



- INSTALLATION TECHNOLOGY**
- ▶ Tool-free SpinVice™ clamp

- COMPETITIVE EDGE**
- ▶ Provides sun and weather protection
 - ▶ Rolls into a compact case when not in use, allowing more space for more gear mounts

- ROOF RACK COMPATIBILITY**
- ▶ Universal roof rack attachment

- LOCKING**
- ▶ Locks to roof rack

- BEST USE CASE**
- ▶ Trailgating
 - ▶ Sun protection
 - ▶ Light rain
 - ▶ Light snow
 - ▶ Sporting events / tailgating

- PRODUCT WEIGHT**
- ▶ Varies

- AWNING FABRIC**
- ▶ 420D Polyester with waterproof PU coating

- USER**
- ▶ Overland
 - ▶ Core Outdoor
 - ▶ Outdoor adventure families
 - ▶ Nuclear family

- AVAILABILITY**
- ▶ SlimShady 4.5' #8007444
 - ▶ 4.5' X 6.5'
 - ▶ SlimShady 6.5' #8007445
 - ▶ 6.5' X 6.5'
 - ▶ SlimShady 8' #8007446
 - ▶ 8' X 8'



▶ Rolls up into a self contained, heavy-duty case, only taking up 6.5 inches wide on the roof rack.



▶ Unique fabric design featuring a topographical map graphic with Easter egg coordinates.



▶ The tool-free SpinVice™ clamp system makes installing and removing the SlimShady, a day in the shade.

Awning T-Slot Bracket
AWNING MOUNTING BRACKET
 Dedicated bracket to mount Yakima® SlimShady awnings on T-slot crossbars and LockNLoad Platforms.
 #8004113

SkyRise™ HD
HEAVY-DUTY, 4-SEASON ROOFTOP TENT
 2-PERSON/SM #8007436, 3-PERSON/MD #8007437



INSTALLATION TECHNOLOGY

- ▶ Tool-free SpinVice™ clamp

COMPETITIVE EDGE

- ▶ Built-in 2.5 inch foam mattress
- ▶ Only rooftop tent on the market with tool-free install

ROOF RACK COMPATIBILITY

- ▶ Universal roof rack attachment

LOCKING

- ▶ Locks to roof rack

LOAD CAPACITY

- ▶ SM 400 lbs
- ▶ MD 600 lbs

SLEEPING CAPACITY

- ▶ SM - 2 People
- ▶ MD - 3 People

BEST USE CASE

- ▶ 4-Seasons

PRODUCT WEIGHT

- ▶ SM 100 lbs
- ▶ MD 114 lbs

RAINFLY

- ▶ 210 D Ripstop Polyester
- ▶ 3000mm PU waterproof coating

TENT BODY

- ▶ 600 D Ruggedized Polyester
- ▶ 3000mm PU waterproof coating

USER

- ▶ Overland
- ▶ Core Outdoor
- ▶ Outdoor adventure families

REPLACEMENT

ToughCover™ SM and MD



▶ Removable rainfly features large windows and 210 Ripstop Polyester, 3000mm PU waterproof coating.



▶ The perimeter is lined with channels that act as a connection point for accessories.



▶ SkyRise HD folds up in a clamshell-style and is protected when traveling with the heavy-duty ToughCover™.



▶ Interior pockets keep small items organized and out of the way when sleeping.

SkyRise™
3-SEASON ROOFTOP TENT
 3-PERSON/MD #8007434



INSTALLATION TECHNOLOGY

- ▶ Tool-free SpinVice™ clamp

COMPETITIVE EDGE

- ▶ Built-in 2.5 inch foam mattress
- ▶ Only rooftop tent on the market with tool-free install

ROOF RACK COMPATIBILITY

- ▶ Universal roof rack attachment

LOCKING

- ▶ Locks to roof rack

LOAD CAPACITY

- ▶ MD 600 lbs

SLEEPING CAPACITY

- ▶ MD - 3 People

BEST USE CASE

- ▶ 3-Seasons

PRODUCT WEIGHT

- ▶ MD 100 lbs

RAINFLY

- ▶ 3000mm PU waterproof coating

TENT BODY

- ▶ 2000mm PU waterproof coating

USER

- ▶ Core Outdoor
- ▶ Outdoor Millennial
- ▶ Outdoor adventure families

REPLACEMENT

ToughCover™ SM and MD



▶ Removable rainfly features large windows and 210 Ripstop Polyester, 3000mm PU waterproof coating.



▶ The perimeter is lined with channels that act as a connection point for accessories.



▶ SkyRise folds up in a clamshell-style and is protected when traveling with the heavy-duty ToughCover™.



▶ Interior space allows for three people and features a built-in 2.5-inch foam mattress.



SideKick™
SKYRISE BOOT BAG
For use with any Yakima® SkyRise™ tent. Slides into the tent's floor channel for secure attachment.
#8007423



BedSheets
SKYRISE SPECIFIC BEDDING
Includes one fitted sheet, one flat sheet with 2 fitted corners and 2 pillowcases.
BEDSHEETS SM, GRAY #8007427
BEDSHEETS MD, GRAY #8007428



SkyLoft™
INTERIOR OR EXTERIOR GEAR NET
Mesh net with one large zippered partition. Use inside the tent or outside underneath the tent floor.
#8007424

RoadShower™
PRESSURIZED ROOFTOP WATER STORAGE
4G #8004109, 7G #8004110, 10G #8004111



INSTALLATION TECHNOLOGY
▶ U-Bolt clamps

COMPETITIVE EDGE
▶ Pressurized water storage
▶ Easy fill cap
▶ Aluminum construction and powder-coat finish

ROOF RACK COMPATIBILITY
▶ Universal roof rack attachment

LOCKING
▶ Comes with Accessory Lock Housing, SKS Locks, and keys

FILLED WEIGHT
▶ 53 lbs, 84 lbs, 120 lbs

WATER CAPACITY
▶ 4, 7, and 10 gallons

BEST USE CASE
▶ Off the grid adventures
▶ Families
▶ Beach/Surf

USER
▶ Overland
▶ Core Outdoor

ACCESSORIES
▶ On-Off Elbow #8004103
▶ FlexHead Shower MD (19") #8004104
▶ FlexHead Shower LG (30") #8004105

REPLACEMENT PARTS
▶ Hose
▶ U-Bolt Clamps
▶ Spray Nozzle
▶ Fill Cap



▶ After filling the tank through the large opening, pressurize the tank through the Schrader air valve.



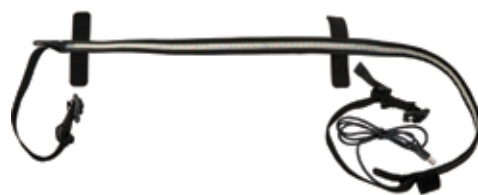
▶ Included garden hose adapter harnesses the pressure of your home water spout and fills and pressurizes at the same time. A stick-on thermometer is also included.



▶ Includes two outlet water ports, one on each end, for convenient water access and shower attachment. FlexHead Shower attachment sold separately.



EXO RoadShower Kit
EXO ADAPTER FOR ROADSHOWER
Allows installation of RoadShower 4G or 7G on to your EXO System.
#8004112



SunBelt™
INTERIOR / EXTERIOR LIGHT STRIP
Flexible LED lights that are powered by user's own battery. Connects to a battery pack with included USB cable.
#8007426



SkyHooks™
CARABINER CLIPS
For use with any Yakima® SkyRise tent. Slides into the tent's floor channel for secure attachment.
#8007425 SET OF 4



Annex
THREE-WALLED ROOM FOR SKYRISE™ / HD
Creates a three-walled first floor to the SkyRise, SkyRise HD. Slides into the tent's floor channel for easy and secure attachment.
2-PERSON/SM #8007421
3-PERSON/MD #8007422



FISH

ROD CARRYING SOLUTIONS



DoubleHaul™ PREMIUM ROOFTOP FLY ROD CARRIER

#8004087



Considered the crown jewel of the Yakima® Fishing collection, the DoubleHaul brings it home with its protective solution to hauling fully rigged fly rods.

INSTALLATION TECHNOLOGY

- ▶ Tool-free ergonomic handles

GEAR PROTECTION

- ▶ Felt-lined reel box and individual plastic-lined rod tubes
- ▶ Keeps rods out of the elements

COMPETITIVE EDGE

- ▶ Can house up to 4-fully rigged rods—reels and all
- ▶ Maximum rod length of 10'
- ▶ Accommodates Spey and fighting butts

ROOF RACK COMPATIBILITY

- ▶ Universal roof rack attachment

ACCESSORY

- ▶ SmarT-Slot™ Kit 3 #8007356

LOCKING

- ▶ Integrated SKS Locks the reel box and entire mount to vehicle

ROD CAPACITY

- ▶ 4

BEST USE CASE

- ▶ Fly Rods

USER

- ▶ Avid Fly Fisher



Four separated felt-lined slots keep fully rigged rods organized and protected.



Configurable to the half-size option of 6 feet for smaller vehicles.



Tool-free installation locks DoubleHaul to the roof rack.



Locking reel box keeps rods safe inside.

TopWater™
PREMIUM ROOFTOP FISHING ROD BOX
 #8004088



Harnessing the power of our cargo box manufacturing, the TopWater bridges the gap between cargo space and fishing. Engineered and designed to transport a quiver of rods near or far, it keeps rods safe and secure.

INSTALLATION TECHNOLOGY

- ▶ Tool-free ergonomic mounting hardware

GEAR PROTECTION

- ▶ Interior foam braces support rods and elevate reels
- ▶ Heavy-duty rubber bands keep rods in place
- ▶ Keeps rods out of the elements

COMPETITIVE EDGE

- ▶ Can house up to 8-fully rigged rods—reels and all—of any type
- ▶ Maximum rod length of 8'
- ▶ Lower storage for low profile tackle boxes and gear
- ▶ Foam braces can be removed for other cargo usages like winter sports

ROOF RACK COMPATIBILITY

- ▶ Universal roof rack attachment

ROD CAPACITY

- ▶ 8 fully-rigged

LOCKING

- ▶ Integrated SKS Lock

BEST USE CASE

- ▶ Spinning or Casting Rods

ACCESSORY

- ▶ SmarT-Slot™ Kit 5 #8004094

USER

- ▶ Avid Anglers



▶ Universal tool-free mounting hardware is hidden inside of the box, is hassle-free, and is easy to install.



▶ Foam braces with an industrial rubber band holds the rods in place and prevents movement.



▶ Cavity underneath rods allows for storage of low-profile tackle boxes, nets, and other gear.



▶ TopWater locks rods and gear inside for the anglers' peace of mind.

ReelDeal™
ROOFTOP FISHING ROD CARRIER
 #8004089



Eight rods? No problem. The ReelDeal allows anglers to quickly and easily load up and head out. When the fish aren't biting or there's a need to switch up the tackle, the ReelDeal allows the angler to be nimble on both fronts.

INSTALLATION TECHNOLOGY

- ▶ Tool-free ergonomic knobs

GEAR PROTECTION

- ▶ Full-length rubber padding

COMPETITIVE EDGE

- ▶ Securely transport up to 8 fully rigged-up fishing rods of any style
- ▶ Single-button side access for easy loading/unloading
- ▶ Simple, compact, and economical

ROOF RACK COMPATIBILITY

- ▶ Universal roof rack attachment

ROD CAPACITY

- ▶ 8

LOCKING

- ▶ Integrated SKS locks gear to the mount
- ▶ Included security tool locks mount to the vehicle

BEST USE CASE

- ▶ Any type of rod

USER

- ▶ Anglers
- ▶ Coastal



▶ Clamshell open and close makes loading up rods easy and the protective padding protects rods.



▶ Each mount locks together keeping the rods locked in place.



▶ Easily accepts fly rods of all shapes and sizes; spey or fighting butts.



▶ Load up bait casters for the whole family - kids rod to adults - depending on roof rack spread.



TRAILER

NO GEAR LEFT BEHIND



EasyRider™ PREMIUM TWO-LEVEL GEAR TRAILER #8008129



A gear trailer that's totally worth it. EasyRider features two levels of gear-hauling capability so no toy gets left behind.

CONNECTION

- ▶ 2" ball receiver
- ▶ Flat 4 electrical connection
- ▶ Safety chains

COMPETITIVE EDGE

- ▶ Engineered with 2 levels of gear-hauling capabilities
- ▶ Top level features HD Bar with built-in tie-down points
- ▶ Saltwater submersible
- ▶ Folding tongue for easy storage
- ▶ Molded handle for hand cart use
- ▶ Built-in pivoting kickstand

LOAD RATING

- ▶ 500-lbs

MAX SPEED LIMIT

- ▶ 75 mph / 120.7 kph
(maintain local speed limits)

PRODUCT WEIGHT

- ▶ 175-lbs

COMPATIBILITY

- ▶ All Yakima® universal gear mounts

BEST USE CASE

- ▶ Heavy fishing kayaks
- ▶ SkyRise™ HD / SkyRise™
- ▶ Multi-sport adventures

USER

- ▶ Sportsman
- ▶ Avid Anglers



▶ The upper deck crossbars are adjustable horizontally for different gear mount needs.



▶ Shock absorbers allow for an easy ride for heavy or light loads of gear.



▶ Integrated kickstand rotates 90° into a stowed position for driving and down for parking.



▶ Folding tongue makes storage a breeze.

RACKandROLL Trailer™
LIGHTWEIGHT GEAR TRAILER

#8008106 RACKANDROLL 66
 #8008107 RACKANDROLL 78



Made of lightweight aluminum, RACKandROLL carries gear easily upon shock absorbers that provide a full 4" of independent wheel travel.

CONNECTION

- ▶ 2" ball receiver
- ▶ Flat 4 electrical connection
- ▶ Safety chains

COMPETITIVE EDGE

- ▶ Foundation features Yakima® RoundBars
- ▶ Super lightweight
- ▶ Stands on end for easy storage
- ▶ Molded handle for hand cart use

LOAD RATING

- ▶ RACKandROLL 66: 250-lbs
- ▶ RACKandROLL 78: 250-lbs*
 *350 lbs with HD Shocks

MAX SPEED LIMIT

- ▶ 75 mph / 120.7 kph
 (maintain local speed limits)

PRODUCT WEIGHT

- ▶ RACKandROLL 66: 150-lbs
- ▶ RACKandROLL 78: 160-lbs

COMPATIBILITY

- ▶ All Yakima® gear mounts

BEST USE CASE

- ▶ Touring kayaks
- ▶ Paddleboards
- ▶ Whitewater kayaks
- ▶ Fishing kayaks

USER

- ▶ Sportsman
- ▶ Consumer concerned about lifting heavy gear overhead



▶ The wheels of the trailer are easily removable to make for easy upright storage in a small space.



▶ RACKandROLL crossbars are Yakima® RoundBars and allow the user to attach any Yakima gear mount.



▶ Integrated handle turns the trailer into a hand cart for easy maneuvering.



▶ LED trailer lights last years without needing replacement.

EasyRider Trailer Accessories

Accessories to build a full EasyRider product line.



Spare Tire Kit
SPARE TIRE AND MOUNT FOR EASYRIDER™

Neatly mounts underneath the lower level.
 #8008125



Tent Kit
STABILIZER KIT FOR SKYRISE ON EASYRIDER™

Retractable jack-stand and wheel chocks to stabilize for tent use.
 #8008127

RackandRoll Trailer Accessories

Accessories to build a full RackandRollr product line.



Heavy Duty Shock
HEAVY DUTY SHOCK FOR RACKANDROLL TRAILER

Upgrade 78" Rackand Roll trailer weight limit to 350lbs
 #8008110



Kick Stand
KICK STAND FOR RACKANDROLL TRAILER

Prevents trailer from tipping down when not attached to your hitch.
 #8008115



5 Spoke Tire
SPARE TIRE FOR RACKANDROLL TRAILER

Features a black hubcap and all mounting hardware
 #8008121



SNOW

CARRYING SOLUTIONS



FatCat™ EVO PREMIUM ROOFTOP SKI AND SNOWBOARD MOUNT

FatCat EVO 4 #8003095, FatCat EVO 6 #8003096



INSTALLATION TECHNOLOGY

- ▶ Tool-free and intuitive BandClamp™

GEAR PROTECTION

- ▶ Clamshell arms are fully covered with flexible rubber padding

COMPETITIVE EDGE

- ▶ DoubleJoint™ hinge expands for easy clamping over thick skis/boards
- ▶ Large open/close button allows user to keep gloves on
- ▶ SkiLift™ technology elevates gear away from the vehicle roof

ROOF RACK COMPATIBILITY

- ▶ Universal roof rack attachment
- ▶ T-slot capable with SmarT-Slot Kit 2 Adapter (sold separately)

LOCKING

- ▶ Includes 2 SKS Locks - Locks gear to rack and rack to vehicle

CAPACITY

- ▶ FatCat EVO 4 - 4 sets of skis (up to 136mm wide) or 2 boards
- ▶ FatCat EVO 6 - 6 sets of skis (up to 136mm wide) or 4 boards

CONSUMER

- ▶ Core Outdoor
- ▶ Avid ski/snowboarders

AVAILABILITY

- ▶ 4 #8003095, 6 #8003096

ACCESSORIES

- ▶ SmarT-Slot Kit 2 #8003098



OverHang™ design allows for the FatCat EVO to be mounted closer to the edge of the crossbar for easy loading and unloading.



An integrated SkiLift™ function improves the clearance of tall bindings so they don't interfere with the vehicle roof.



Available in two sizes; FatCat EVO 4 and 6. Capable of carrying 2 boards/4 ski sets, or 4 boards/6 ski sets.



FatCat EVO opens and closes easily due to the thoughtfully designed glove-capable button.



FreshTrack™
ENTRY-LEVEL SKI AND SNOWBOARD MOUNT

FreshTrack 4 #8003092, FreshTrack 6 #8003093

A great entry-level ski and snowboard mount for someone who is on a budget or just getting into winter sport roof mounts.

INSTALLATION TECHNOLOGY

- ▶ Simple, tool-free mounting hardware

GEAR PROTECTION

- ▶ Rubber padding protects skis and boards

COMPETITIVE EDGE

- ▶ Locking snow-mount at entry price-point

ROOF RACK COMPATIBILITY

- ▶ Universal roof rack attachment

LOCKING

- ▶ Includes 2 SKS Locks

CAPACITY

- ▶ FreshTrack 4 - 4 sets of skis (up to 120mm wide) or 2 boards
- ▶ FreshTrack 6 - 6 sets of skis (up to 120mm wide) or 4 boards

CONSUMER

- ▶ Outdoor Millennial
- ▶ Intermediate ski/snowboarders



HitchSki™
BIKE RACK SNOW-SPORT ADAPTER

#8002418

Adapts most hitch-style bikes racks into a hitch-mounted ski/snowboard rack. Great multi-seasonal upgrade.

INSTALLATION TECHNOLOGY

- ▶ Attaches to bike rack using bike cradles and retention system

GEAR PROTECTION

- ▶ Rubber padding protects skis and boards

COMPETITIVE EDGE

- ▶ User gets dual-usage from their mast-style bike rack

HITCH RACK COMPATIBILITY

- ▶ Most 4-bike* mast style hitch racks: RidgeBack™ 4 and 5, FullTilt™ 5, FullSwing™, BackRoad™ 4

LOCKING

- ▶ Includes 2 SKS Locks

CAPACITY

- ▶ 6 sets of skis or 4 boards

CONSUMER

- ▶ Families who want multiple functions from one rack
- ▶ Folks looking for a rear-of-car solution for winter sports gear



EXO™ SnowBank
PREMIUM EXO SYSTEM SNOW MOUNT

#8002723

INSTALLATION TECHNOLOGY

- ▶ EXO Cleat - requires EXO SwingBase™ or EXO TopShelf™

COMPETITIVE EDGE

- ▶ Hitch mounted ski and snowboard carrier
- ▶ Part of the EXO System - can be mounted on any level

LOCKING

- ▶ Locking SpeedKnob™ and integrated SKS mount lock - locks gear to the rack and rack to the vehicle

CAPACITY

- ▶ 5 pairs of skis or 4 snowboards

USER

- ▶ Avid ski and snowboarders
- ▶ Core Outdoor
- ▶ Active Families



BUILD A STRONGER SNOW LINE

CARGO BOX	MAX SKI	PART #
CBX 16 Solar	185 cm	8007388
CBX 16	185 cm	8007387
CBX 18	210 cm	8007389
GrandTour 16	185 cm	8007394
GrandTour 18	215 cm	8007395
GrandTour Lo	215 cm	8007398
SkyBox NX 18	195 cm	8007370
SkyBox NX 16	195 cm	8007369
SkyBox 12	215 cm	8007334
SkyBox 18	215 cm	8007336
SkyBox 21	215 cm	8007337



CBX 16




GrandTour Lo



SkyBox NX 18

SUPPORT


OUR TOOLS FOR YOUR SUCCESS



Digital Support Tools

USEFUL TOOLS AT YOUR FINGERTIPS

We offer an extensive support network from online databases to actual human-powered dealer service reps.

ONLINE TRAINING	PRODUCT DETAILS & VEHICLE FIT LIBRARY	MARKETING ASSETS	TALK TO YOUR YAKIMA DEALER REP.
<p>Yakimagarage.com</p> <p>Watch videos and take quizzes online to learn about Yakima products and the brand, and to earn discounts.</p>	<p>Yakimatech.com</p> <p>Our extensive database dating back to the 70s. A hub for all things product related and vehicle fit information.</p>	<p>Yakima.com/downloadcenter</p> <p>This is your go-to for everything from product photography, lifestyle photos, campaign assets, as well as marketing and sales tools.</p>	<p>Yakimadealer.com 800-ANY-ROAD (800-269-7623)</p> <p>Your Yakima Dealer Service Representative is ready and willing to help you with anything you may need during the partnership. dealer.service@yakima.com</p>
DEALER HUB	PRO PROGRAM	DIGITAL SHOWROOM	WARRANTY
<p>Yakimadealer.com</p> <p>Place and review orders, and find tools to support you as a dealer.</p>	<p>Yakima.com/pro </p> <p>Individuals who work in the outdoor or automotive industries are eligible for an exclusive discount. Approval required.</p>	<p>showroom.yakima.com</p> <p>Learn about upcoming launching product. Request access via your Yakima sales representative.</p>	<p>dealer.service@yakima.com 800-269-7623</p> <p>If something isn't working quite right or parts are missing from a new product, the Yakima Warranty Team is here to support you.</p>

Headquarters

YAKIMA PRODUCTS, INC.
 4101 Kruse way
 Lake Oswego, OR 97035

Become a Dealer

Inquire at yakima.com/becomeadealer

In-Store Merchandising

FIXTURES AND GRAPHICS FOR FOOTPRINTS BIG AND SMALL

At Yakima®, we understand that storefronts come in all different shapes and sizes. From massive square footage to small "mom and pop" shops and everything in between. That's why we offer a little something for everyone and every slatwall from coast to coast. **To request a Merchandising catalog contact your Yakima Representative.**

Yakima Retail Display and POP Toolkit

The Yakima® Tool Kit enables dealers to Take It Easy when it comes to retail merchandising solutions and branding opportunities. It provides visual, intuitive, and comprehensive ordering aids to make sense of the complete suite offered.

ORDER	VIEW MERCH OPTIONS	VIEW SWAG OPTIONS
Merchandising & Swag Order Form	Merchandising and Branding Catalog	SWAG Catalog
Use order form to place items for Merchandising, POP, Field Assets, or Swag.	See every component of Merchandising, POP, and field assets available. Features a modular display gallery for easy ordering, 3D models, and augmented reality tools.	A concise visual aid showcasing all currently available swag items.

View In-Store Freestanding Displays Using Augmented Reality

Use the AR feature via QR codes to visualize displays in the actual storefront space.



FREESTANDING

POINT-OF-PURCHASE

SLAT DISPLAYS

APPAREL AND HATS

HITCH DISPLAYS

FIELD ASSETS

CARGO DISPLAYS



DEALER WORKBOOK 2024

NEW AND IN-LINE PRODUCTS

For more information on ordering products, in-store displays, or if you need further assistance, please contact your Yakima representative.

Get in touch with your dealer services representative.
800-ANY-ROAD (800-269-7623) or dealer.service@yakima.com



Download the full Yakima Digital Dealer Workbook.